



Impact of Activation Energy, Diffusion Thermo, Thermal Diffusion and Hall Current on MHD Casson Fluid Flow with Inclined Plates

Subhan Kanchi^{1,*}, Prabhakara Rao Gaddala², Shobalatha Gurram¹

¹ Department of Mathematics, Sri Krishnadevaraya University, Anantapuram-515003, Andhra Pradesh, India

² Department of Mathematics, Govt Degree College (A), Anantapuram-515001, Andhra Pradesh, India

ARTICLE INFO

Article history:

Received 21 June 2023

Received in revised form 24 July 2023

Accepted 20 August 2023

Available online 20 January 2024

Keywords:

Hall current; Activation energy; MHD;

Heat generation; Brownian motion;

Thermophoresis

ABSTRACT

This research article deals with the impact of Activation energy and Hall current on an electrically conducting nanofluid flow past a continuously stretching surface with Diffusion thermo and thermal diffusion has been explored. Transverse magnetic field with the assumption of small Reynolds number is implemented vertically. Appropriate similarity transformations are utilized to transform the governing partial differential equations into the non-linear ordinary differential equations. Numerical solutions for the dimensionless velocity, temperature and nanoparticle concentration are computed with the help of the shooting method. The impact of each of the Activation energy, Hall current parameter, Brownian motion parameter, thermophoresis parameter and magnetic parameter on velocity, concentration and temperature, is discussed through graphs. The skin friction coefficient along the x- and z-directions, the local Nusselt number and the Sherwood number are calculated numerically to look into the inside behavior of the emerging parameters.

1. Introduction

In recent decades, rapid progress in nanotechnology has led to the introduction of coolants called nanofluids. Nanofluids in conventional heat exchange fluids such as water, oil, and ethylene glycol are used to disperse nanoparticles of a standard size of less than 100 nm. Several mechanisms have been identified that are crucial to the improvement of basic fluid thermal conductivity [1]. Among them, the more substantial ones are Brownian motion and thermophoresis. These are some of the newest heat exchange techniques that induce thermal conductivity in base fluids and have been a key subject for experts and researchers in recent years due to their diverse design and modern applications [2]. The mechanical, optical, electrical, magnetic, and thermal properties of nanoparticles are generally good. The corresponding literature reports various research articles on nanofluid flow. Dawar *et al.*, [3] introduced a 3D flow of couple stress nanofluids over an exponentially expanding surface, under Joule heat, viscous dissipation, and Hall current effects. Eastman *et al.*, [4] investigated that up to 60% improved thermal conductivity can be achieved when

* Corresponding author.

E-mail address: subhankanchi786@gmail.com (Subhan Kanchi)

nanoparticle CuO is added to 5% volume of the base liquid (water). In addition, the thermal conductivity increased to 40% with the addition of 1% of traditional copper nanoparticles. However, nanofluids are widely used in welding systems and high-energy cooling systems, including high-power wave tubes and auto cooling machines [5]. Ellahi *et al.*, [6] investigated in a combined study of numerical and analytical methods the electro-magnetohydrodynamics (MHD) of nanofluid flow through porous media with entropy.

The use of magnetic field of high intensity to an ionic liquid having less density, the conduction normal to the magnetic field is converted to curling of atomic particles and ions related to magnetic lines of force before occurring the clashing and a current induced perpendicular to both the electric and magnetic fields, is known as Hall effect. This effect is considered with heat or mass transfer analysis under the situation where the effect of the electromagnetic force is strong. Hall current is most prominent on the absolute value and orientation of the current density and thereby on the magnetic force term. Under the effects of Hall currents the convective flow problem with magnetic field is significant in view of engineering uses in electric transformers, transmission lines, refrigeration coils, power generators, MHD accelerators, nanotechnological processing, nuclear energy systems exploiting fluid metals, blood flow control and heating elements. In case of magnetic field of high strength and less density of the gas, the investigation of magnetohydrodynamic flows with Hall current have the best utilizations in the study of Hall accelerators and flight magnetohydrodynamic. Peristaltic flows have vast applications under the effects of applied magnetic field in the magnetohydrodynamic feature of blood, process of dialysis, oxygenation and hypothermia. Exploration of non-Newtonian fluid flows has been the focus of many scientists due to its vast applications in industries and engineering. Important applications are exist in food engineering, petroleum production, power engineering, in polymer solutions and in melt in the plastic processing industries. Hall effect plays an important role when the Hall parameter is high. Hall parameter is the ratio of electron cyclotron frequency to atom-electron collision frequency. So the Hall current effect is high when the electron-atom collision frequency is low. The chemically reactive second grade via porous saturated space was investigated by Raghunath *et al.*, [7] using a perturbation technique. Raghunath *et al.*, [8] have investigated the effects of Soret, Rotation, Hall, and Ion Slip on the unsteady flow of a Jeffrey fluid through a porous medium. Raghunath and Mohanaramana [9] have researched Hall, Soret, and rotational effects on unsteady MHD rotating flow of a second-grade fluid through a porous media in the presence of chemical reaction and aligned magnetic field. Venkaa ramudu *et al.*, [10] studied Heat and Mass transfer in MHD Casson nanofluid flow past a stretched sheet with thermophoresis and Brownian motion.

Thermo-diffusion is a transport process in which the particles are transported to a mixture of several factors determined through the temperature gradient. As heat and mass transfer occurs in fluid motion, the driving potential and flow resistance become more complex. This results in a continuous difference within the concentration of one species in the chemical process relative to the other species. Thanks to its wide range of applications in heat exchangers for packed beds, heat insulation, energy storage devices, drying technology, nuclear waste repositories, catalytic reactors, and geothermal systems, the mass and heat transport in porous media is further enhanced by investigations experimentally and theoretically. Cheng [11] examined the impacts of Dufour and Soret of a heated plate on viscous liquid flow. Hayat *et al.*, [12] considered the impacts of Dufour and Soret on the stretching sheet of the hyperbolic tangent fluid. Reddy *et al.*, [13] have studied Effects of Hall Current, Activation Energy and Diffusion Thermo of MHD Darcy-Forchheimer Casson Nanofluid Flow in the Presence of Brownian motion and Thermophoresis. Raghunath *et al.*, [14] have discussed Diffusion Thermo and Chemical Reaction Effects on Magnetohydrodynamic Jeffrey Nanofluid over an Inclined Vertical Plate in the Presence of Radiation Absorption and Constant Heat

Source. Raghunath *et al.*, [15] have analyzed Unsteady MHD fluid flow past an inclined vertical porous plate in the presence of chemical reaction with aligned magnetic field, radiation, and Soret effects. Ramachandra Reddy *et al.*, [16] have possessed Characteristics of MHD Casson fluid flow past an inclined vertical porous plate. Raghunath *et al.*, [17] have expressed Effects of Radiation Absorption and Aligned Magnetic Field on MHD Casson Fluid Past an Inclined Vertical Porous Plate in Porous Media.

Magnetic nanofluids is another imperative sub branch of nanofluids as it has momentous contribution in number of industrial and engineering fields. Hydrodynamic characteristics and heat transfer rate is further manipulated when the magnetic field is applied across the flow of nanofluids. Often aluminum oxide and magnetite are oppressed during the formulation of such fluids. Abbasi *et al.*, [18] considered the boundary layer flow of two dimensional Jeffrey nanofluid with hydromagnetic effects over a linearly stretched sheet.

The process of irregular heat generation or absorption has widespread significances in biomedical and many engineering activities such as radial diffusers, the intention of thrust bearing, and crude oil recovery. Polymer processing, space technology, production of glass and heating a room by the open hearth fireplace are some useful industrial and engineering application of radiation. Raghunath *et al.*, [19-21] have focused on various flow characteristics of Activation energy. Li *et al.*, [22] have possessed Effects of activation energy and chemical reaction on unsteady MHD dissipative Darcy–Forchheimer squeezed flow of Casson fluid over horizontal channel. Suresh Kumar *et al.*, [23] have discussed Numerical analysis of magnetohydrodynamics Casson Nanofluid flow with activation energy, Hall current and thermal radiation. Raghunath [24] has reviewed Study of Heat and Mass Transfer of an Unsteady Magnetohydrodynamic Nanofluid Flow Past a Vertical Porous Plate in the Presence of Chemical Reaction, Radiation and Soret Effects. Omar *et al.*, [25] have expressed Hall Current and Soret Effects on Unsteady MHD Rotating Flow of Second-Grade Fluid through Porous Media under the Influences of Thermal Radiation and Chemical Reactions. Aruna *et al.*, [26] have reviewed an unsteady MHD flow of a second-grade fluid passing through a porous medium in the presence of radiation absorption exhibits Hall and ion slip effects. Raghunath and Mohanaramana, [27] have possessed Hall, Soret, and rotational effects on unsteady MHD rotating flow of a second-grade fluid through a porous medium in the presence of chemical reaction and aligned magnetic field.

Thermophoresis is a process in which the fluid particles move towards a cooler region from the warmer [28]. This movement occurs because molecules from the warmer region having high kinetic energy impinge with the molecules having low energy in the cooler region. The velocity gained by the particles is thermophoresis velocity and the force experienced by the particles is called the thermophoresis force [29]. Particles deposition due to thermophoresis was measured accurately by Tsai *et al.*, [30]. Applications of thermophoresis can be seen in aerosol technology, radioactive particle expulsion in the nuclear reactor safety simulation, heat exchanger corrosion and deposition of silicon thin film. Layers of glass (SiO_2 and GeO_2) are built up by the deposition of particles on the tube wall with the help of modified chemical vapour deposition process. For very small sized chips, the potential failures increase due to the micro contamination by the particle deposition. The process of thermophoresis can be used to inhibit the deposition of small particles on the electronic chips for the purpose of efficiency. The thermophoresis transport of particles in one-dimensional flow for the thermophoresis velocity was studied first time by Goldsmith and May [31]. A theoretical analysis of thermophoresis of aerosol particles in the laminar flow over a horizontal flat plate was presented by Goren [32].

Motivated by the above studies and applications, the present work examines the effect of Hall Current, Activation energy, Soret and Diffusion thermo on MHD heat and mass transfer Casson fluid flow with inclined plates in the presence of Brownian motion and Thermophoresis. The effects of

flow regulating parameters on the distributions of flow are presented in tabular and graphical form. This consideration has an important value in engineering and biological research. Analytical and numerical approaches are applied to examine the modeled problem and also compared each other, and good results were obtained.

2. Formulation of the Problem

Consider steady heat and mass transfer of an incompressible hydromagnetic nanofluid flow along a vertical stretching sheet coinciding with the plane $y = 0$, has been considered in the presence of the Hall current effects. By keeping the origin fixed, two opposite and equal forces are assumed to employ along the x -axis so that the sheet stretches linearly in both positive and negative direction (see Figure 1). With the assumption that the Newtonian nanofluid be electrically conducting and heat generating/absorbing, a strong magnetic field has been imposed normal to the direction of flow. Moreover, no electric field has been assumed to apply and the frequency of atom-electron collision has also been considered high for the generation of Hall current effect [33]. Due to the strong magnetic flux density B_0 , the Hall current effect is taken into consideration, however the small magnetic Reynolds number is employed and the induced magnetic field is ignored. Hall current effect is strong enough to give rise to a force in the z -direction and a cross flow is induced in the same direction which causes a three dimensional flow. It is further assumed that there are no variations in the flow, heat and mass transfer in the z -direction. This assumption can be achieved by taking the sheet of infinite width. Non-conducting plate is considered so that the generalized Ohm's law [34] gives $J_y=0$ in the flow field. Brownian motion and thermophoresis effects are considered using the Buongiorno model [35] for the nanofluid. Further, the effects of viscous dissipation and Joule heating are ignored.

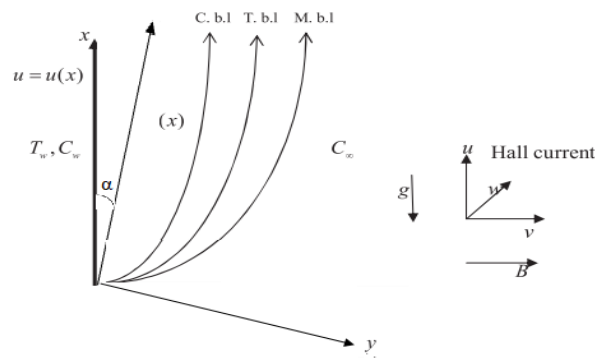


Fig. 1. Physical configuration

By the above mentioned assumptions and Boussinesq approximation, the mathematical form of the problem is

$$\frac{\partial u}{\partial x} + \frac{\partial u}{\partial y} = 0 \quad (1)$$

$$u \frac{\partial u}{\partial x} + v \frac{\partial u}{\partial y} = \nu \left(1 + \frac{1}{\beta} \right) \frac{\partial^2 u}{\partial y^2} - \frac{\sigma B_0^2}{\rho(1+m^2)} (mw + u) + g_c \beta_T (T - T_\infty) \cos \alpha + g_c \beta_C (C - C_\infty) \cos \alpha \quad (2)$$

$$u \frac{\partial w}{\partial x} + v \frac{\partial w}{\partial y} = v \left(1 + \frac{1}{\beta} \right) \frac{\partial^2 w}{\partial y^2} + \frac{\sigma B_0^2}{\rho(1+m^2)} (\mu u - w) \tag{3}$$

$$u \frac{\partial T}{\partial x} + v \frac{\partial T}{\partial y} = \frac{k}{\rho C_p} \frac{\partial^2 T}{\partial y^2} + \frac{q^m}{\rho C_p} + \tau \left(D_B \frac{\partial C}{\partial y} \frac{\partial T}{\partial y} + \frac{D_T}{T_\infty} \left(\frac{\partial T}{\partial y} \right)^2 \right) - \frac{1}{\rho C_p} \frac{\partial q_r}{\partial y} + \frac{D_m k_T}{c_s c_p} \frac{\partial^2 C}{\partial y^2} \tag{4}$$

$$u \frac{\partial C}{\partial x} + v \frac{\partial C}{\partial y} = \frac{D_m k_T}{T_m} \frac{\partial T^2}{\partial y^2} + D_B \frac{\partial^2 C}{\partial y^2} + \frac{D_T}{T_\infty} \left(\frac{\partial T^2}{\partial y^2} \right) - k_r^2 (C - C_\infty) \left(\frac{T}{T_\infty} \right)^m \exp \left(\frac{-E_a}{K^* T} \right) \tag{5}$$

Where q^m indicates the coefficient of internal heat absorption by [36, 37], it follows that

$$q^m = \left(\frac{ka}{v} \right) \left[A^* (T_w - T_\infty) e^{-\eta} + B^* (T - T_\infty) \right] \tag{6}$$

When both A^* and B^* are positive, we have the heat generation case whereas for the negative values of both of them, there is the internal heat absorption.

The corresponding boundary conditions for the governing PDEs are

$$\begin{aligned} u = ax, \quad v = 0, \quad w = 0, \quad T = T_w, \quad C = C_w & \quad \text{at } y = 0 \\ u \rightarrow 0, \quad v \rightarrow 0, \quad w \rightarrow 0, \quad T \rightarrow T_\infty, \quad C \rightarrow C_\infty & \quad \text{as } y \rightarrow \infty \end{aligned} \tag{7}$$

The radiative heat flux q_r (using Roseland approximation followed [17]) is defined as

$$q_r = -\frac{4\sigma^*}{3K^*} \left(\frac{\partial T^4}{\partial y} \right) \tag{8}$$

We assume that the temperature variances inside the flow are such that the term T^4 can be represented as linear function of temperature. This is accomplished by expanding T^4 in a Taylor series about a free stream temperature T_∞ as follows.

$$T^4 = T_\infty^4 + 4T_\infty^3 (T - T_\infty) + 6T_\infty^2 (T - T_\infty)^2 + \dots \tag{9}$$

After neglecting higher-order terms in the above equation beyond the first degree term in $(T - T_\infty)$, we get

$$T^4 \cong 4T_\infty^3 T - 3T_\infty^4 \tag{10}$$

Thus substituting Eq. (10) in Eq. (8), we get

$$q_r = -\frac{16T_\infty^3 \sigma^*}{3K^*} \left(\frac{\partial T}{\partial y} \right) \quad (11)$$

Using Eq. (11), Eq. (3) can be written as

$$u \frac{\partial T}{\partial x} + v \frac{\partial T}{\partial y} = \frac{k}{\rho C_p} \frac{\partial^2 T}{\partial y^2} + \frac{q^m}{\rho C_p} + \tau \left(D_B \frac{\partial C}{\partial y} \frac{\partial T}{\partial y} + \frac{D_T}{T_\infty} \left(\frac{\partial T}{\partial y} \right)^2 \right) + \frac{1}{\rho C_p} \frac{16T_\infty^3 \sigma^*}{\partial K^*} \left(\frac{\partial^2 T}{\partial y^2} \right) + \frac{D_m k_T}{c_s c_p} \frac{\partial^2 C}{\partial y^2} \quad (12)$$

The similarity transformation used to transform the PDEs to dimensionless ODEs

$$\eta = \sqrt{\frac{a}{v}} y, \quad \psi(x, y) = \sqrt{av} x f(\eta), \quad w = ax g(\eta) \quad \phi(\eta) = \frac{C - C_\infty}{C_w - C_\infty}, \quad \theta(\eta) = \frac{T - T_\infty}{T_w - T_\infty} \quad (13)$$

Substitute Eq. (13) into Eq. (2), (3), (4), (5) and Eq. (6) yields to obtain the subsequent non dimensional equations.

$$\left(1 + \frac{1}{\beta} \right) f''' + ff'' - f'^2 + Gr_x \theta \cos \alpha + Gr_c \phi \cos \alpha - \frac{M}{1+m^2} (f' + mg) = 0 \quad (14)$$

$$\left(1 + \frac{1}{\beta} \right) g'' + fg' - f'g + \frac{M}{1+m^2} (mf' - g) = 0 \quad (15)$$

$$\theta''(1 + R_d) + Pr f\theta' + Pr N_b \left(\theta' \phi' + \frac{N_t}{N_b} \theta'^2 \right) + A^* e^{-\eta} + B^* \theta + Pr D_u \phi' = 0 \quad (16)$$

$$\phi'' + Pr L_e f \phi' + \frac{N_t}{N_b} \theta'' + S_r L_e \theta'' - K_E (1 + \theta)^m \phi \exp\left(\frac{-E}{1 + \theta}\right) = 0 \quad (17)$$

The correlated Dimensionless boundary conditions (BCs) are

$$\begin{aligned} f(0) = 0, \quad f'(0) = 1, \quad g(0) = 0, \quad \theta(0) = 0, \quad \phi(0) = 1 \quad \text{at} \quad \eta = 0 \\ f'(\eta) \rightarrow 0, \quad g(\eta) \rightarrow 0, \quad \theta(\eta) \rightarrow 0, \quad \phi(\eta) \rightarrow 0 \quad \text{as} \quad \eta \rightarrow \infty \end{aligned} \quad (18)$$

In the equations that do not include dimensions, the important parameters are defined as

$$\begin{aligned}
 M &= \frac{\sigma B_0^2}{\rho a}, \quad \text{Pr} = \frac{\nu}{\alpha} = \frac{\nu \rho C_p}{k}, \quad L_e = \frac{\alpha}{D_B}, \quad Gr_x = \frac{g_c \beta_T (T_w - T_\infty)}{a^2 x} \\
 N_b &= \frac{\tau D_B}{\nu} (C_w - C_\infty), \quad N_t = \frac{\tau D_T}{T_\infty \nu} (T_w - T_\infty), \quad Gr_C = \frac{g_c \beta_C (C_w - C_\infty)}{a^2 x} \\
 Du &= \frac{D_M k_T (C_w - C_\infty)}{C_S C_p \nu a^2 (T_w - T_\infty)}, \quad SK_E = \frac{k_r^2}{c}, \quad R_d = \frac{14 \sigma^* T_\infty^3}{3 k K^*}, \quad S_r = \frac{D_m k_T (T_w - T_\infty)}{T_m \alpha_m (C_w - C_\infty)}
 \end{aligned} \quad (19)$$

3. Physical Quantities of Interests

The local skin friction coefficient in the direction of x Cf_x , and in the direction of z Cf_z , the local Nusselt number Nu_x , and the local Sherwood number Sh_x are the physical quantities of relevance that influence the flow. These numbers have the following definitions

$$Cf_x = \frac{2\tau_{wx}}{\rho(ax)^2}, \quad Cf_z = \frac{2\tau_{wz}}{\rho(ax)^2}, \quad Nu_x = \frac{xq_w}{k(T_w - T_\infty)}, \quad Sh_x = \frac{xj_w}{D_B(C_w - C_\infty)} \quad (20)$$

where τ_{wx} , τ_{wy} , q_w and j_w are the wall skin friction, wall heat flux and wall mass flux respectively given by;

$$\tau_{wx} = \mu \left[\frac{\partial u}{\partial y} \right]_{y=0}, \quad \tau_{wz} = \mu \left[\frac{\partial w}{\partial y} \right]_{y=0}, \quad q_w = -k \left[\frac{\partial T}{\partial y} \right]_{y=0}, \quad j_w = -D_B \left[\frac{\partial C}{\partial y} \right]_{y=0} \quad (21)$$

The coefficient of skin friction, the Nusselt number, and the Sherwood number are all expressed in their non-dimensional versions in terms of the similarity variable as follows;

$$Cf_x \text{Re}_x^{1/2} = 2f''(0), \quad Cf_z \text{Re}_x^{1/2} = 2g'(0), \quad Nu_x \text{Re}_x^{-1/2} = -\theta'(0), \quad Sh_x \text{Re}_x^{-1/2} = -\phi'(0) \quad (22)$$

4. Solution Methodology

The non-linear ODE system Eq. (14) – (17), susceptible to constraints Eq. (18), was solved using the shooting technique for various values of the related parameters. We were able to figure out from the graphs that the behavior of the solutions does not change much when the value is greater than 8. Because of this, and based on the results of the computational experiments described above, we are considering using the range $[0, 8]$ as the domain of the issue rather than the range $[0, \infty]$. We denote f by y_1 , g by y_4 , θ by y_6 and ϕ by y_8 for converting the boundary value problem Eq. (14) - (18) to the following initial value problem consisting of 9 first order differential equations.

$$y_1' = y_2,$$

$$y'_2 = y_3,$$

$$y'_3 = \frac{1}{\left(1 + \frac{1}{\beta}\right)} \left(-y_1 y_3 + y_2^2 - Gr_x y_6 - Gr_c y_8 + \frac{M}{1+m^2} (y_2 + m y_4) \right),$$

$$y'_4 = y_5,$$

$$y'_5 = \frac{1}{\left(1 + \frac{1}{\beta}\right)} \left(y_2 y_4 - y_1 y_5 - \frac{M}{1+m^2} (-y_4 + m y_2) \right),$$

$$y'_6 = y_7,$$

$$y'_7 = \left(\frac{1}{1 + R_d} \right) \left[-Pr y_1 y_7 - Pr N_b \left(y_9 y_7 + \frac{N_t}{N_b} y_7^2 \right) - A^* e^{-\eta} - B^* y_6 - Pr D_u y_9 \right],$$

$$y'_8 = y_9,$$

$$y'_9 = -Pr L_e y_1 y_9 - \frac{N_t}{N_b} y_7' - S_r L_e y_5' + K_E (1 + y_6)^m \exp\left(\frac{-E}{1 + y_6}\right) y_8$$

5. Results and Discussions

To envision the effect of various physical parameters on tangential velocity $f'(\eta)$, transverse velocity $g(\eta)$, nanoparticle concentration $\phi(\eta)$ and temperature $\theta(\eta)$ profiles, Figures 2 to Figure 33 are plotted. In all these computations, unless mentioned, otherwise we have considered $Nb= 0.3$, $\alpha=\pi/3$, $Nt= 0.7$, $Pr= 0.71$, $Le = 0.6$, $M= 0.5$, $m= 0.2$, $Gr_x = 0.5$, $Gr = 0.5$, $A^*=0.01$, $B^*= 0.01$, $Rd=0.5$, $E=1.0$, $\sigma=0.5$, $Sr=0.2$, $Du=1.0$

Figure 2 to Figure 5 shows the effect of magnetic parameter M on the tangential velocity $f'(\eta)$, transverse velocity $g(\eta)$, temperature $\theta(\eta)$, and concentration $\phi(\eta)$ profiles, respectively. The velocity profile $f'(\eta)$ decreases with an increase in the values of M , the same behavior has observed transverse velocity $g(\eta)$, and temperature $\theta(\eta)$ and concentration $\phi(\eta)$ profiles increase as M increases. As M increases, a drag force, called Lorentz force increases. Since this force opposes the flow of nanofluid, velocity in the flow direction decreases. Moreover, since an electrically conducting nanofluid with the strong magnetic field in the direction orthogonal to the flow are considered, an increase in M increases the force in the z -direction which results in an diminishes in the transverse velocity profile $g(\eta)$.

In Figures 6-13 the effects of the thermal Grashof Gr_x and concentration Grashof Gr_c numbers on the tangential velocity $f'(\eta)$, the transverse velocity $g(\eta)$, temperature and concentration are displayed respectively. As the Grashof number is a ratio of the buoyancy force to the viscous force and it appears due to the natural convection flow, so an increase in the tangential velocity as well as

the lateral velocity of the fluid is observed when the thermal and the concentration Grashof numbers are increased as shown in Figures 6, 7, 10 and 11. It happens because of the fact that higher the Grashof number implies higher the buoyancy force which means higher the movement of the flow. Figure 8 and Figure 9 depict the influence of the solutal Grashof number on the temperature and the concentration profile respectively. An increase in the solutal Grashof number means a decrease in the viscous force which reduces the temperature and the concentration of the fluid. Similarly temperature is reduced when the thermal Grashof number is enhanced and this phenomenon can be observed in Figure 12 and Figure 13.

Figures 14-17 illustrate the impacts of the Hall parameter m on tangential velocity $f'(\eta)$, transverse velocity $g(\eta)$, nanoparticle concentration $\phi(\eta)$ and temperature $\theta(\eta)$ profiles, respectively. It is observed that both the velocity $f'(\eta)$ and $g(\eta)$ profiles increase as m increases. But, the temperature and concentration profiles decrease with an increase in m as shown in Figure 16 and Figure 17. This is because the enclosure of Hall parameter decreases the resistive force caused by the magnetic field due to its effect of reducing the effective conductivity. Hence, the velocity component increases as the Hall parameter increases.

Figure 18 envisages the activation energy (E) impact on concentration field. Graph elucidate that concentration profile increases for large value of E . The Arrhenius function deteriorations by snowballing the value of the activation energy, which outcomes in the promotion of the generative chemical reaction causing an improvement in the concentration field. Within the occurrence of low temperature and higher activation energy leads to a smaller reaction rate constant which slow down the chemical reaction. In this manner concentration profile boost up. Figure 19 shows that when chemical reaction rate (σ) increases, concentration profile strongly reduces because of high chemical reaction rate which fallouts solute boundary layer becomes thicker. When σ increases steadily, the factor $(1+\Gamma\theta) e^{-E/(1+\Gamma\theta)}$ is enriches because of increase in values σ .

Figure 20 and Figure 21 shows the impact of the Lewis number Le on temperature and nanoparticle concentration outlines respectively. It is observed that the temperature increases by increasing Le while concentration decreases with an increase in the Lewis number.

Influence of Brownian motion parameter Nb on the temperature and concentration profiles is studied in Figure 22 and Figure 23. From these figures, we notice that an enhancement in the values of Nb gives rise to the temperature, while it causes a decrease in the nanoparticle concentration profile. Brownian motion is the random motion of nanoparticles suspended in the fluid, caused by the collision of nanoparticles with the fluid particles. An increment in the thermophoretic effect causes an increment in the Brownian motion effect which results in the rise of the temperature due to the increment in the kinetic energy.

Figure 24 and Figure 25 illustrate the effect of thermophoresis parameter Nt on the temperature and the nanoparticles concentration profile. One can observe that temperature and concentration fields increase with an enhancement in Nt . Thermophoresis parameter plays an important role in the heat transfer flow. Thermophoresis force enhances when Nt is increased which tends to move the nanoparticles from the hot region to the cold and as a result the temperature and the boundary layer thickness increase. Figure 26 depicts the effect of Dufour parameter on temperature profiles. As the Dufour parameter increases, the energy or temperature profiles increases. The Dufour number denotes the contribution of the concentration gradients to the thermal energy flux in the flow. It can be seen that an increase in the Dufour number causes a rise in temperature.

The temperature and nanoparticle concentration curves for different values of thermal radiation parameter are depicted in Figure 27 and Figure 28. From the graph, it is possible to observe that as the values of thermal radiation parameter upsurge, the temperature graph and the temperature boundary layer thickness are snowballing. Figures 29-31 illustrate the impacts of the Inclined

parameter α on tangential velocity $f(\eta)$, transverse velocity $g(\eta)$, and temperature $\theta(\eta)$ profiles, respectively. It is observed that both the velocity $f'(\eta)$, $g(\eta)$, and temperature profiles decrease with an increase in α .

Figure 32 & Figure 33 illustrate that the Soret number Sr decreases temperature profile while there is an increase in concentration profile and boundary layer thickness. Higher temperature difference and a lower concentration difference are observed because of increasing values of the Soret number. This variation in the temperature and concentration differences is liable for the decrease in the temperature and an increase in the concentration. It is also noticed that the Dufour and Soret numbers have fairly contrary effects for temperature and nanoparticle concentration fields.

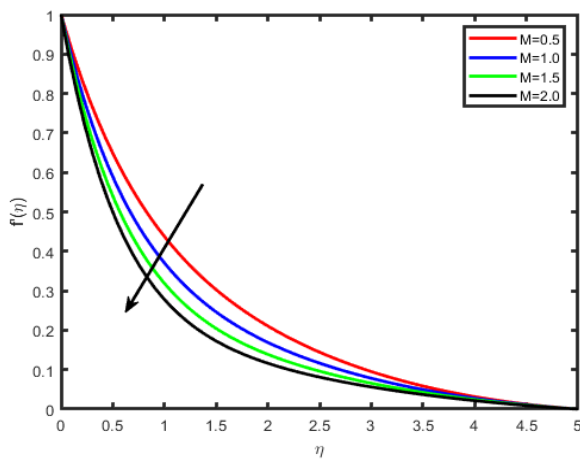


Fig. 2. Effect of M on $f'(\eta)$

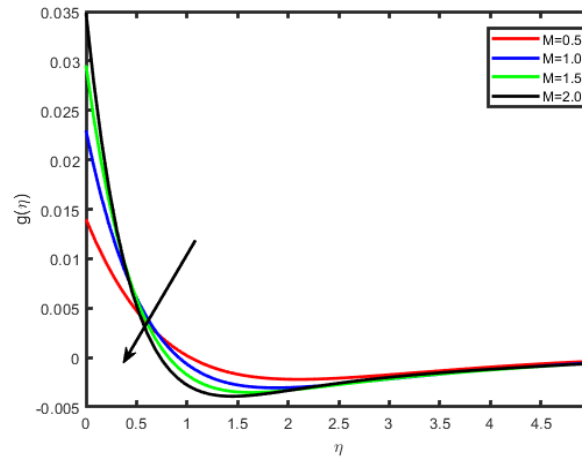


Fig. 3. Effect of M on $g(\eta)$

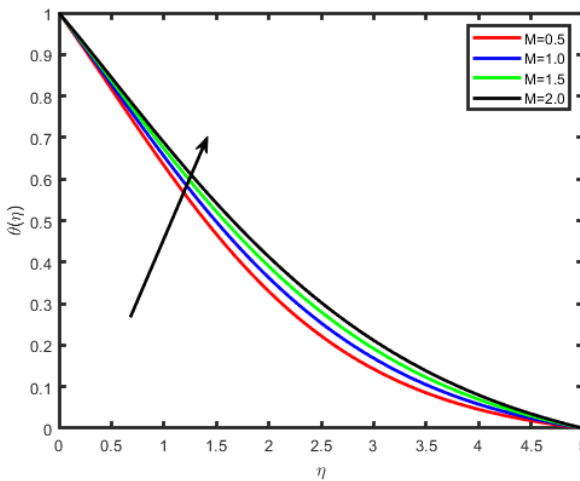


Fig. 4. Effect of M on $\theta(\eta)$

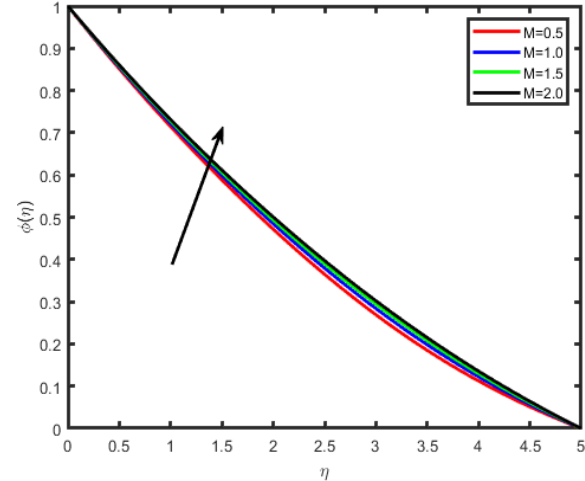


Fig. 5. Effect of M on $\phi(\eta)$

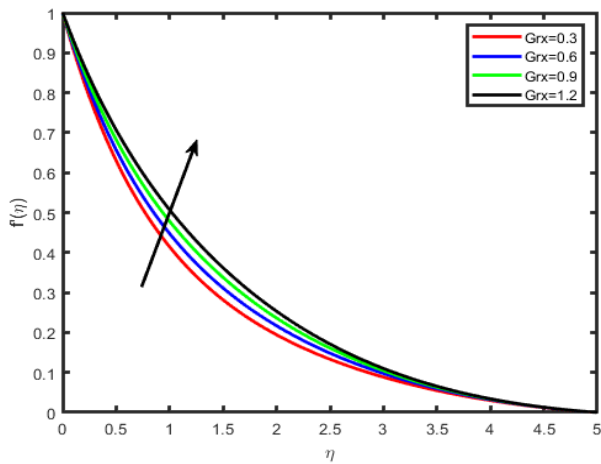


Fig. 6. Effect of Grx on $f'(\eta)$

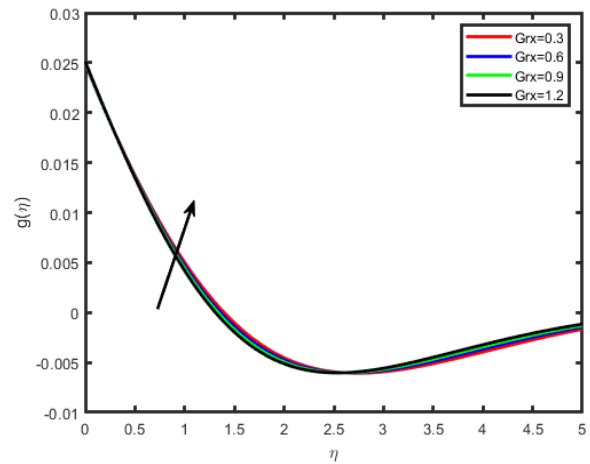


Fig. 7. Effect of Grx on $g(\eta)$

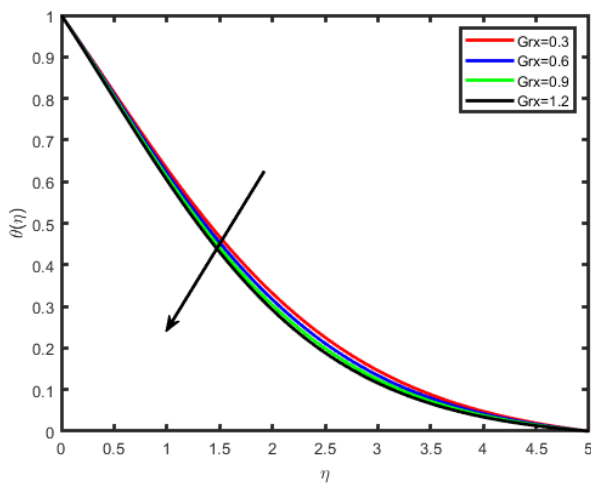


Fig. 8. Effect of Grx on $\theta(\eta)$

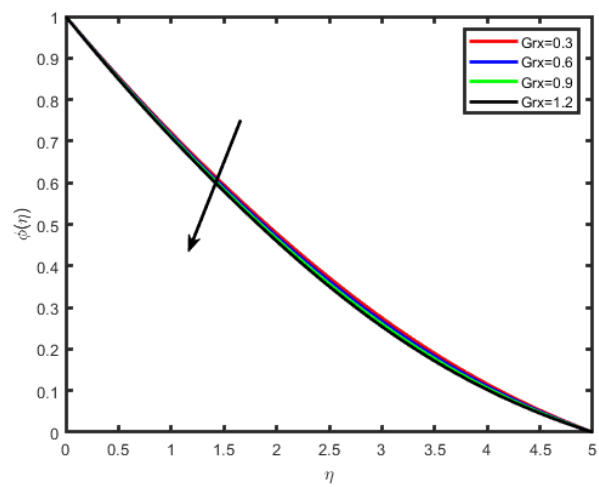


Fig. 9. Effect of Grx on $\phi(\eta)$

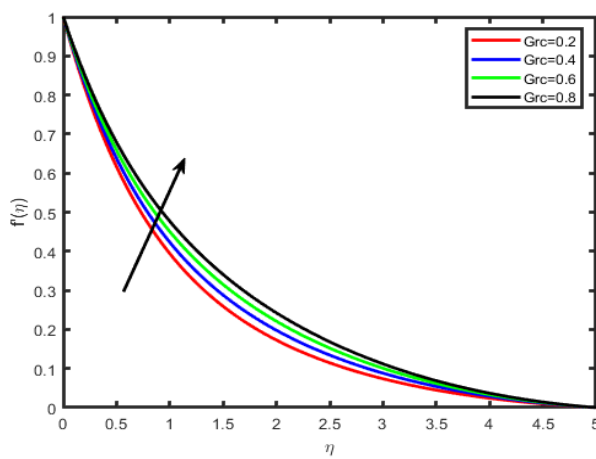


Fig. 10. Effect of Grc on $f'(\eta)$

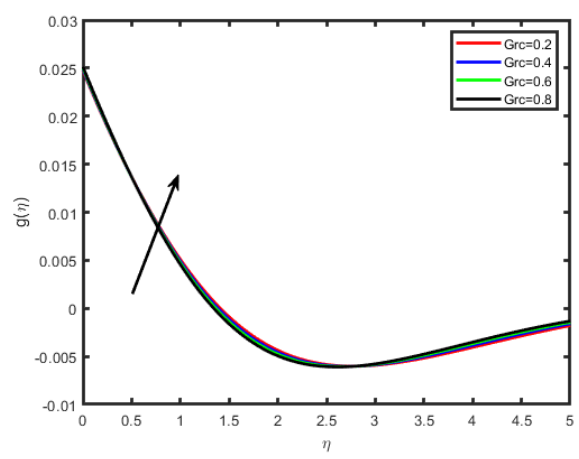


Fig. 11. Effect of Grc on $g(\eta)$

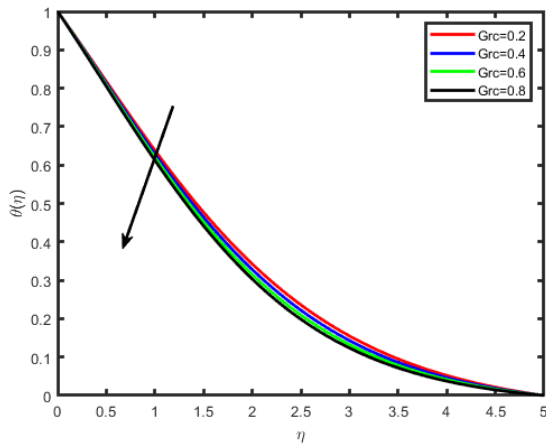


Fig. 12. Effect of Grc on $\theta(n)$

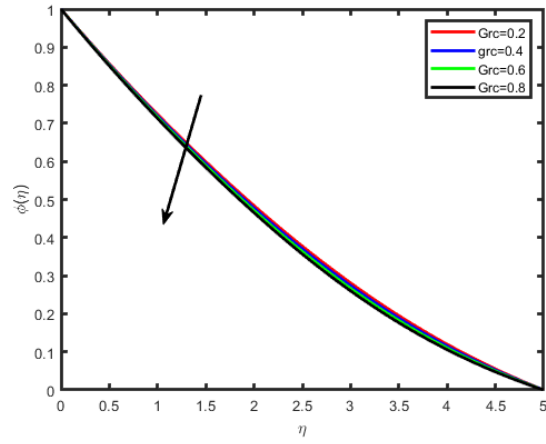


Fig. 13. Effect of Grx on $\phi(n)$

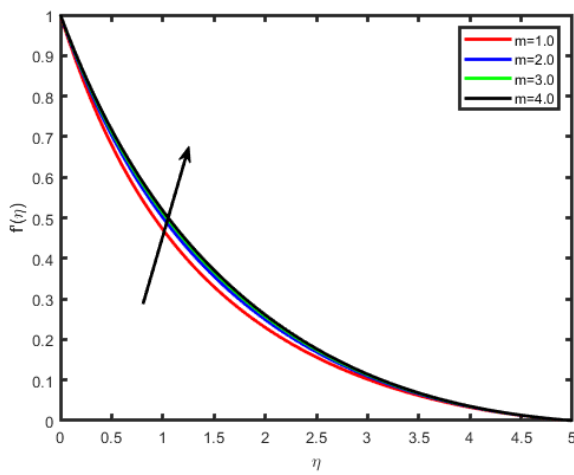


Fig. 14. Effect of m on $f'(n)$

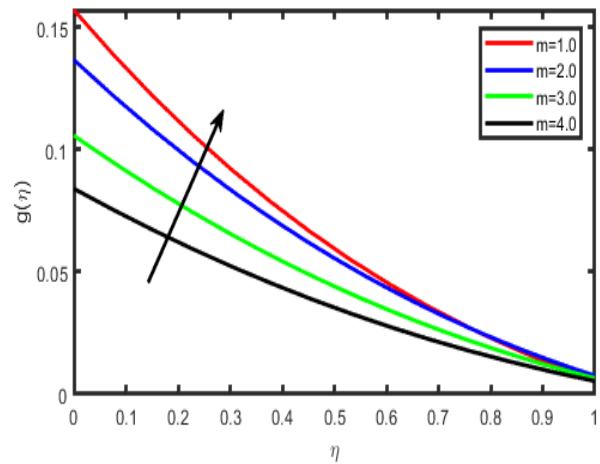


Fig. 15. Effect of m on $g(n)$

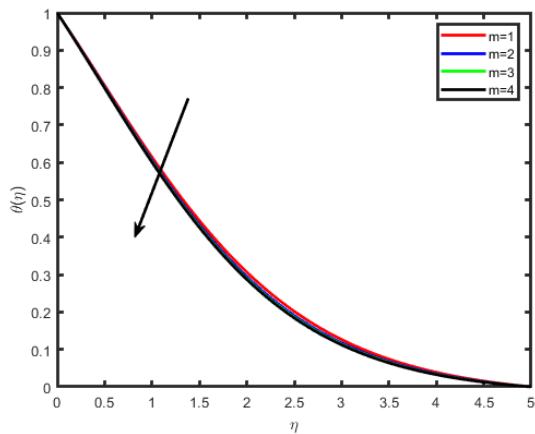


Fig. 16. Effect of m on $\theta(n)$

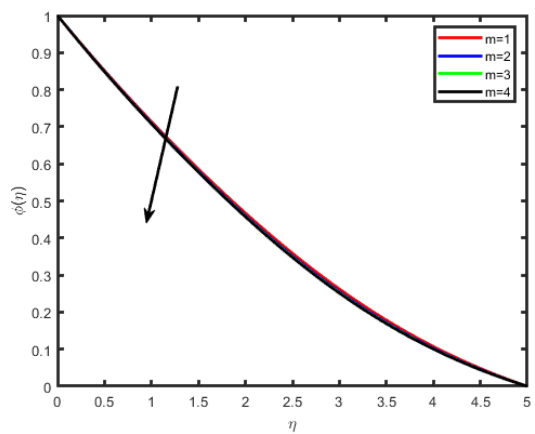


Fig. 17. Effect of m on $\phi(n)$

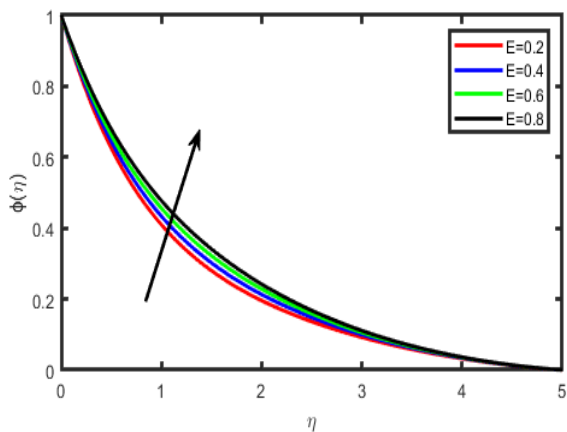


Fig. 18. Effect of (E) on $\phi(\eta)$

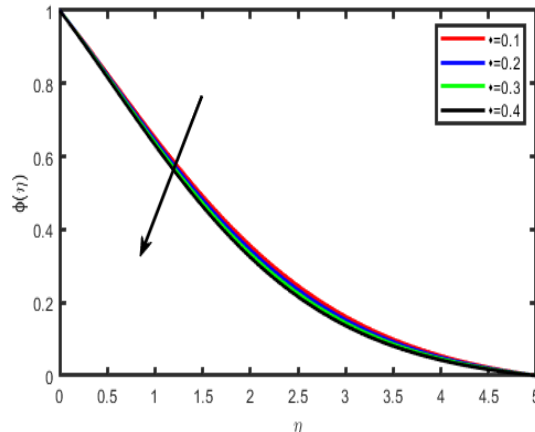


Fig. 19. Effect of (σ) on $\phi(\eta)$

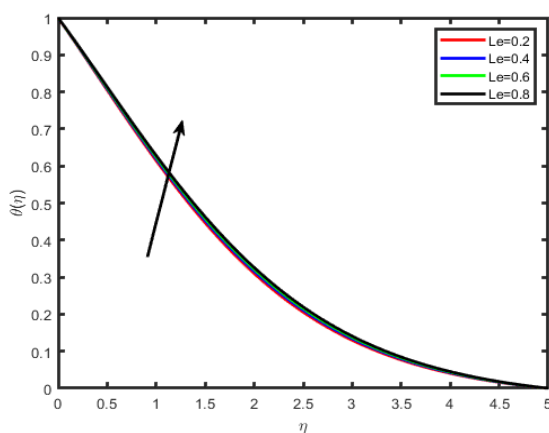


Fig. 20. Effect of Le on $\theta(\eta)$

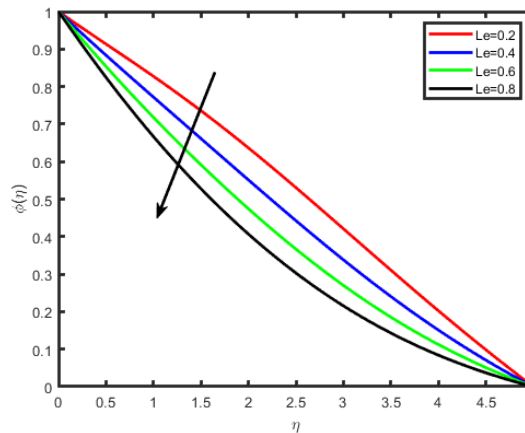


Fig. 21. Effect of Le on $\phi(\eta)$

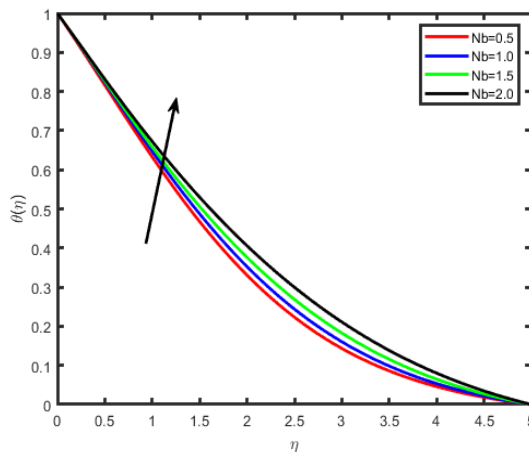


Fig. 22. Influence of Nb on $\theta(\eta)$

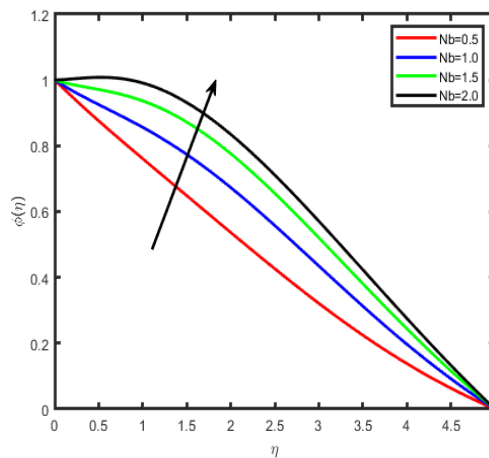


Fig. 23. Influence of Nb on $\phi(\eta)$

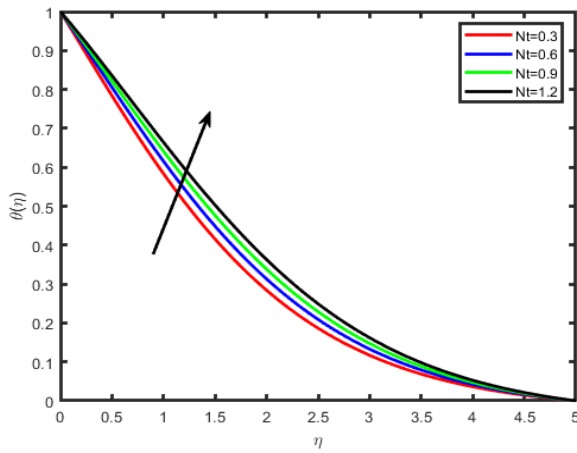


Fig. 24. Influence of Nt on $\theta(\eta)$

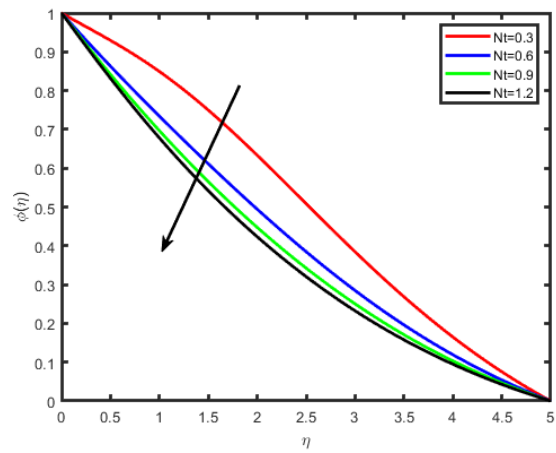


Fig. 25. Influence of Nt on $\phi(\eta)$

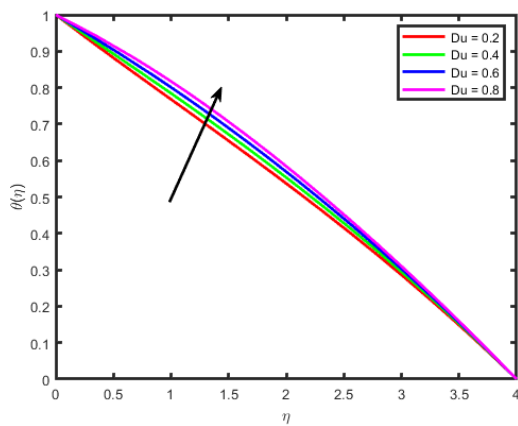


Fig. 26. Influence of Du on $\theta(\eta)$

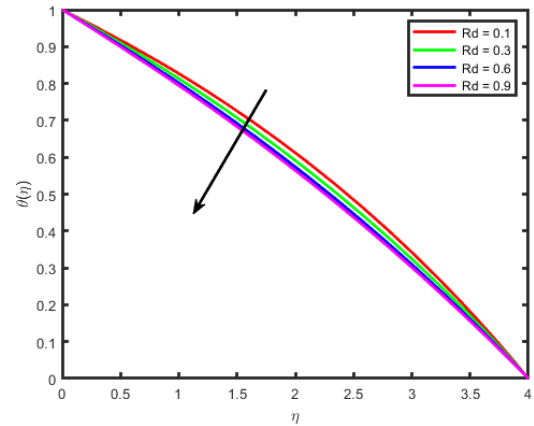


Fig. 27. Influence of Rd on $\theta(\eta)$

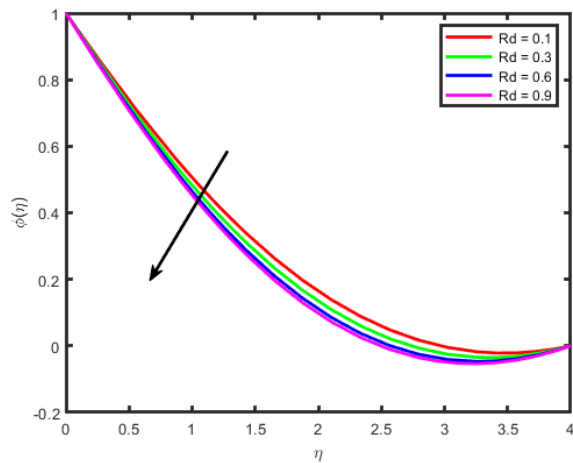


Fig. 28. Influence of Rd on $\phi(\eta)$

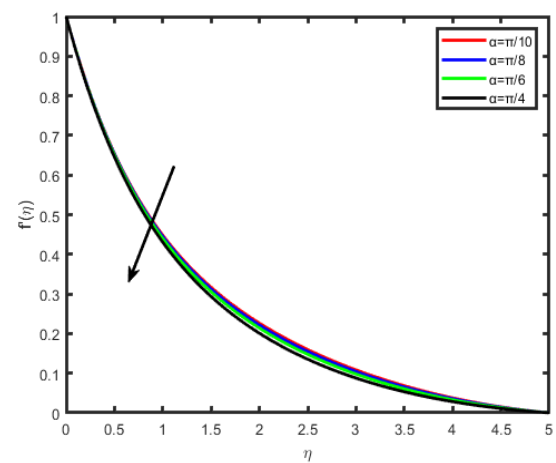


Fig. 29. Effect of α on $f'(\eta)$

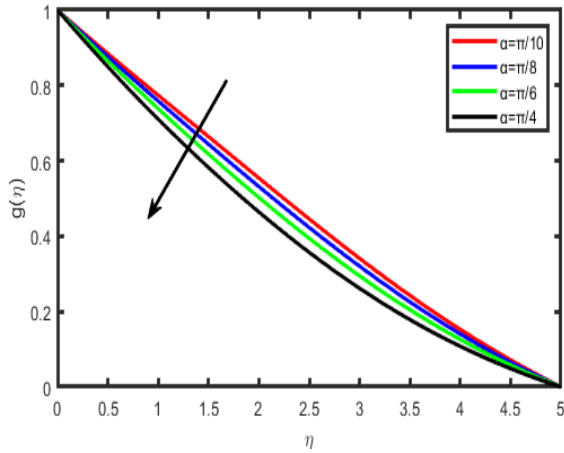


Fig. 30. Effect of α on $g(n)$

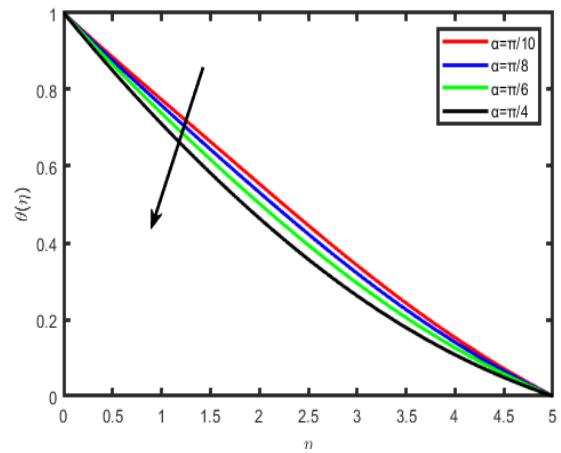


Fig. 31. Effect of α on $\theta(n)$

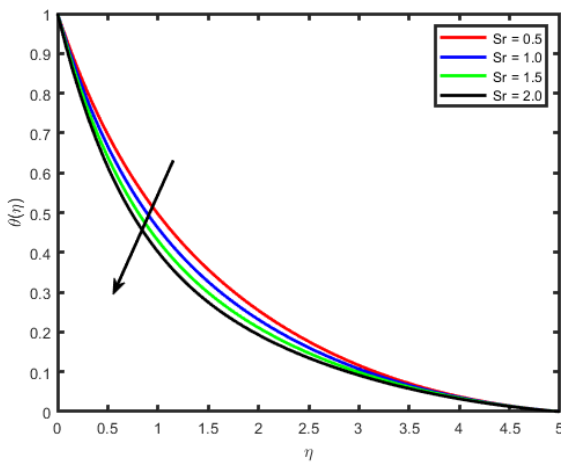


Fig. 32. Effect of Sr on $\theta(n)$

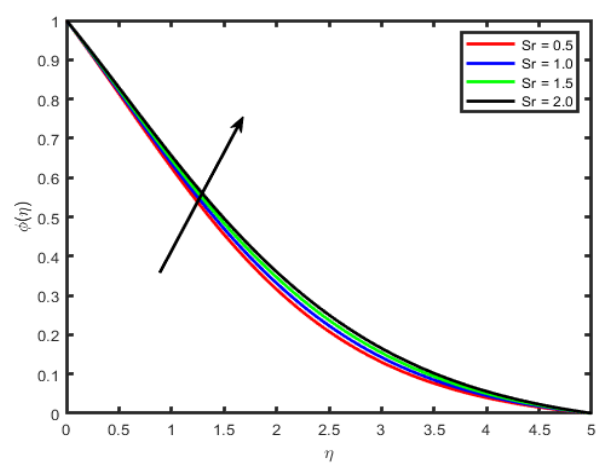


Fig. 33. Effect of Sr on $\phi(n)$

The impact of the various physical parameters on the local Sherwood number, skin friction coefficient and local Nusselt number, mathematical results are achieved for $Nb= 0.3$, $\alpha=\pi/3$, $Nt= 0.7$, $Pr= 0.71$, $Le = 0.6$, $M= 0.5$, $m= 0.2$, $Gr_x = 0.5$, $Gr = 0.5$, $A^*=0.01$, $B^*= 0.01$, and are enumerated as shown in Table 1. It is viewed that the skin-friction coefficient in x - direction decreases with an increase in the thermal Grashof number Gr_x , the mass Grashof number Gr_c , Hall current parameter m , and Brownian motion parameter Nb , while it increases for the increasing value of magnetic parameter M and Prandtl number Pr , and thermophoresis parameter Nt . A completely opposite behavior is recorded for the coefficient of the skin-friction in the z -direction. Nusselt number increases when the Hall current parameter m , thermal Grashof number, the mass Grashof number, and Prandtl number, increase whereas it is reduced by increasing the value of Magnetic field parameter M . Sherwood number has increasing behavior for thermal Grashof number Gr_x , Magnetic field parameter M , Brownian motion parameter Nb and thermophoresis parameter Nt , while it has decreasing behavior for Grashof number Gr_c and Prandtl number.

For the authentication of the numerical method used, the results were compared with the previously obtained results VVL Deepthi & R S Raju *et al.*, [10] for various values of parameters and it indicates an excellent accord as shown in Tables 2.

Table1

Numerical values of $Re_x^{1/2} Cf_x$, $Re_x^{1/2} Cf_z$, $Re_x^{1/2} Nu_x$, $Re_x^{1/2} Sh_x$

Grx	Grc	m	Nb	M	Pr	Nt	Sr	-2f''(0)	-2g'(0)	-θ'(0)	-φ'(0)
0.5								1.2525	0.8526	0.5278	0.9527
1.0								0.9972	0.9155	0.5329	0.99097
1.5								0.7306	0.9527	0.5407	1.0237
	0.3							0.9882	0.8509	0.5019	0.1267
	0.6							0.8478	0.98165	0.5140	0.1127
	0.9							0.7117	1.2506	0.5760	0.9146
		1						1.5284	0.8528	0.3126	0.8893
		2						1.0288	0.9558	0.2968	0.7984
		3						0.8119	0.9927	0.2328	0.9437
			0.2					0.9508	0.9509	0.8460	0.5837
			0.4					0.8184	0.9650	0.8227	0.6137
			0.6					0.7109	0.9894	0.8060	0.6958
				0.5				0.9474	1.0211	0.9816	0.7852
				1.0				1.2409	0.9858	0.9159	0.8952
				1.5				1.4035	0.8504	0.8938	0.9456
					0.68			0.9785	1.0237	0.1289	0.9893
					0.71			0.9120	0.9895	0.1538	0.9428
					0.76			0.8452	0.9027	0.1959	0.9236
						0.3		1.5452	0.9822	0.8536	0.5178
						0.6		1.1254	0.9556	0.8160	0.5937
						0.9		0.8752	0.8997	0.7549	0.6106
							0.2	0.8349	0.1238	0.5248	0.2637
							0.4	0.6239	0.3641	0.8749	0.4737
							0.6	0.5159	0.5652	0.9929	0.6757

Table 2

Comparison of $(f''(0))$ for various values of M when Nb= 0.3, Nt= 0.7, Pr= 0.71, Le = 0.6, M= 0.5, Grx = 0.5, Gr c= 0.5, A*= B*= 0.5, m= α= E=σ=0, Du=0, Sr=0, β=0

M	VVL Deepthi & R S Raju <i>et al.</i> , [10]	Present values
0.5	-0.3764	-0.3234
1.0	-5293	-05345
1.5	-6547	-06456

6. Conclusion

The influence of the Activation Energy and Hall current on the heat and mass transfer of nanofluid flowing across a linearly stretched sheet is the topic that will be discussed in the present paper. The most significant accomplishments have been broken down into the following categories.

The temperature increases as the Brownian motion parameter (Nb) values increase, but the concentration profile of nanoparticles decreases. The temperature and concentration fields intensify with a rise in the Thermophoresis parameter (Nt). The impact of Diffusion thermo parameter (Du) on θ and φ are opposite. The concentration has increases with enhances of Activation energy (E) and the opposite behavior observed in the rate of chemical reaction. The temperature and concentration profiles tend to fall when the Prandtl number (Pr) is raised. The temperature increases by increasing Le while concentration decreases with an increase in the Lewis number. The velocity increases with enhance of hall parameter (m), where as the reversal behavior has observed in the case of temperature and Concentration.

References

- [1] Buongiorno, Jacopo. "Convective transport in nanofluids." (2006): 240-250. <https://doi.org/10.1115/1.2150834>
- [2] Choi, S. US, and Jeffrey A. Eastman. *Enhancing thermal conductivity of fluids with nanoparticles*. No. ANL/MSD/CP-84938; CONF-951135-29. Argonne National Lab.(ANL), Argonne, IL (United States), 1995.
- [3] Sha, Zahir, Abdullah Dawar, Ebraheem O. Alzahrani, Poom Kumam, Abdul Jabar Khan, and Saeed Islam. "Hall effect on couple stress 3D nanofluid flow over an exponentially stretched surface with Cattaneo Christov heat flux model." *IEEE Access* 7 (2019): 64844-64855. <https://doi.org/10.1109/ACCESS.2019.2916162>
- [4] Eastman, Jeffery A., U. S. Choi, Shaoping Li, L. J. Thompson, and Shinpyo Lee. "Enhanced thermal conductivity through the development of nanofluids." *MRS Online Proceedings Library (OPL)* 457 (1996): 3. <https://doi.org/10.1557/PROC-457-3>
- [5] Sivashanmugam, P. "Application of nanofluids in heat transfer." *An overview of heat transfer phenomena* 16 (2012). <https://doi.org/10.5772/52496>
- [6] Ellahi, R., Sadiq M. Sait, N. Shehzad, and Z. Ayaz. "A hybrid investigation on numerical and analytical solutions of electro-magnetohydrodynamics flow of nanofluid through porous media with entropy generation." *International Journal of Numerical Methods for Heat & Fluid Flow* 30, no. 2 (2020): 834-854. <https://doi.org/10.1108/HFF-06-2019-0506>
- [7] Kodi, Raghunath, Mohanaramana Ravuri, Nagesh Gulle, Charankumar Ganteda, Sami Ullah Khan, and M. Ijaz Khan. "Hall and ion slip radiative flow of chemically reactive second grade through porous saturated space via perturbation approach." *Waves in Random and Complex Media* (2022): 1-17. <https://doi.org/10.1080/17455030.2022.2108555>
- [8] Raghunath, Kodi, Charankumar Ganteda, and Giulio Lorenzini. "Effects of Soret, rotation, Hall, and ion slip on unsteady MHD flow of a Jeffrey fluid through a porous medium in the presence of heat absorption and chemical reaction." *J. Mech. Eng. Res. Dev* 45, no. 3 (2022): 80-97.
- [9] Raghunath, Kodi, and Ravuri Mohanaramana. "Hall, Soret, and rotational effects on unsteady MHD rotating flow of a second-grade fluid through a porous medium in the presence of chemical reaction and aligned magnetic field." *International Communications in Heat and Mass Transfer* 137 (2022): 106287. <https://doi.org/10.1016/j.icheatmasstransfer.2022.106287>
- [10] Lakshmi, Deepthi Varagani Venkata, and Srinivasa Raju Rallabandi. "Hall Current and Thermal Radiation Effects on MHD Casson Nanofluid Flow Past in The Presence of Heat Source/Sink, Brownian Motion and Thermophoresis." *Journal of Advanced Research in Fluid Mechanics and Thermal Sciences* 105, no. 2 (2023): 51-67. <https://doi.org/10.37934/arfmts.105.2.5167>
- [11] Cheng, Ching-Yang. "Soret and Dufour effects on free convection heat and mass transfer from an arbitrarily inclined plate in a porous medium with constant wall temperature and concentration." *International Communications in Heat and Mass Transfer* 39, no. 1 (2012): 72-77. <https://doi.org/10.1016/j.icheatmasstransfer.2011.09.003>
- [12] Hayat, Tasawar, Muhammad Ijaz Khan, Muhammad Waqas, and Ahmed Alsaedi. "Stagnation point flow of hyperbolic tangent fluid with Soret-Dufour effects." *Results in physics* 7 (2017): 2711-2717. <https://doi.org/10.1016/j.rinp.2017.07.014>
- [13] Vaddemani, Ramachandra Reddy, Sreedhar Ganta, and Raghunath Kodi. "Effects of Hall Current, Activation Energy and Diffusion Thermo of MHD Darcy-Forchheimer Casson Nanofluid Flow in the Presence of Brownian Motion and Thermophoresis." *Journal of Advanced Research in Fluid Mechanics and Thermal Sciences* 105, no. 2 (2023): 129-145. <https://doi.org/10.37934/arfmts.105.2.129145>
- [14] Raghunath, K., R. Mohana Ramana, V. Ramachandra Reddy, and M. Obulesu. "Diffusion Thermo and Chemical Reaction Effects on Magnetohydrodynamic Jeffrey Nanofluid Over an Inclined Vertical Plate in the Presence of Radiation Absorption and Constant Heat Source." *Journal of Nanofluids* 12, no. 1 (2023): 147-156.. <https://doi.org/10.1166/jon.2023.1923>
- [15] Raghunath, Kodi, Nagesh Gulle, Ramachandra Reddy Vaddemani, and Obulesu Mopuri. "Unsteady MHD fluid flow past an inclined vertical porous plate in the presence of chemical reaction with aligned magnetic field, radiation, and Soret effects." *Heat Transfer* 51, no. 3 (2022): 2742-2760. <https://doi.org/10.1002/htj.22423>.
- [16] Vaddemani, Ramachandra Reddy, Raghunath Kodi, and Obulesu Mopuri. "Characteristics of MHD Casson fluid past an inclined vertical porous plate." *Materials Today: Proceedings* 49 (2022): 2136-2142. <https://doi.org/10.1016/j.matpr.2021.08.328>.
- [17] Kodi, Raghunath, Ramachandra Reddy Vaddemani, and Obulesu Mopuri. "Effects of radiation absorption and aligned magnetic field on MHD Casson fluid past an inclined vertical porous plate in porous media." *Simulation and Analysis of Mathematical Methods in Real-Time Engineering Applications* (2021): 273-291. <https://doi.org/10.1002/9781119785521.ch12>

- [18] Abbasi, F. M., S. A. Shehzad, T. Hayat, A. Alsaedi, and Mustafa A. Obid. "Influence of heat and mass flux conditions in hydromagnetic flow of Jeffrey nanofluid." *AIP Advances* 5, no. 3 (2015). <https://doi.org/10.1063/1.4914549>
- [19] Kodi, Raghunath, Mohana Ramana Ravuri, V. Veeranna, M. Ijaz Khan, Sherzod Abdullaev, and Nissren Tamam. "Hall current and thermal radiation effects of 3D rotating hybrid nanofluid reactive flow via stretched plate with internal heat absorption." *Results in Physics* 53 (2023): 106915. <https://doi.org/10.1016/j.rinp.2023.106915>
- [20] Kodi, Raghunath, Ramachandra Reddy Vaddemani, M. Ijaz Khan, Sherzod Shukhratovich Abdullaev, Attia Boudjemline, Mohamed Boujelbene, and Yassine Bouazzi. "Unsteady magneto-hydro-dynamics flow of Jeffrey fluid through porous media with thermal radiation, Hall current and Soret effects." *Journal of Magnetism and Magnetic Materials* 582 (2023): 171033. <https://doi.org/10.1016/j.jmmm.2023.171033>
- [21] Kodi, Raghunath, Charankumar Ganteda, Abhishek Dasore, M. Logesh Kumar, G. Laxmaiah, Mohd Abul Hasan, Saiful Islam, and Abdul Razak. "Influence of MHD mixed convection flow for maxwell nanofluid through a vertical cone with porous material in the existence of variable heat conductivity and diffusion." *Case Studies in Thermal Engineering* 44 (2023): 102875. <https://doi.org/10.1016/j.csite.2023.102875>
- [22] Li, Shuguang, Kodi Raghunath, Ayman Alfaleh, Farhan Ali, A. Zaib, M. Ijaz Khan, Sayed M. Eldin, and V. Puneeth. "Effects of activation energy and chemical reaction on unsteady MHD dissipative Darcy–Forchheimer squeezed flow of Casson fluid over horizontal channel." *Scientific Reports* 13, no. 1 (2023): 2666. <https://doi.org/10.1038/s41598-023-29702-w>
- [23] Suresh Kumar, Y., Shaik Hussain, K. Raghunath, Farhan Ali, Kamel Guedri, Sayed M. Eldin, and M. Ijaz Khan. "Numerical analysis of magnetohydrodynamics Casson nanofluid flow with activation energy, Hall current and thermal radiation." *Scientific Reports* 13, no. 1 (2023): 4021. <https://doi.org/10.1038/s41598-023-28379-5>
- [24] Raghunath, Kodi. "Study of Heat and Mass Transfer of an Unsteady Magnetohydrodynamic (MHD) Nanofluid Flow Past a Vertical Porous Plate in the Presence of Chemical Reaction, Radiation and Soret Effects." *Journal of Nanofluids* 12, no. 3 (2023): 767-776. <https://doi.org/10.1166/ion.2023.1923>
- [25] Bafakeeh, Omar T., Kodi Raghunath, Farhan Ali, Muhammad Khalid, El Sayed Mohamed Tag-ElDin, Mowffaq Oreijah, Kamel Guedri, Nidhal Ben Khedher, and Muhammad Ijaz Khan. "Hall current and Soret effects on unsteady MHD rotating flow of second-grade fluid through porous media under the influences of thermal radiation and chemical reactions." *Catalysts* 12, no. 10 (2022): 1233. <https://doi.org/10.3390/catal12101233>
- [26] Ganjikunta, Aruna, Hari Babu Kommaddi, Venkateswarlu Bhajanthri, and Raghunath Kodi. "An unsteady MHD flow of a second-grade fluid passing through a porous medium in the presence of radiation absorption exhibits Hall and ion slip effects." *Heat Transfer* 52, no. 1 (2023): 780-806. <https://doi.org/10.1002/htj.22716>
- [27] Raghunath, Kodi, and Ravuri Mohanaramana. "Hall, Soret, and rotational effects on unsteady MHD rotating flow of a second-grade fluid through a porous medium in the presence of chemical reaction and aligned magnetic field." *International Communications in Heat and Mass Transfer* 137 (2022): 106287. <https://doi.org/10.1016/j.icheatmasstransfer.2022.106287>
- [28] Hinds, William C., and Yifang Zhu. *Aerosol technology: properties, behavior, and measurement of airborne particles*. John Wiley & Sons, 2022.
- [29] Bakier, Yousof Ahmed, and Ahmed Mohamed Mansour. "Combined of magnetic field and thermophoresis particle deposition in free convection boundary layer from a vertical flat plate embedded in a porous medium." *Thermal Science* 11, no. 1 (2007): 65-74. <https://doi.org/10.2298/TSCI0701065B>
- [30] Tsai, Chuen-Jinn, Jyh-Shyan Lin, Shankar G. Aggarwal, and Da-Ren Chen. "Thermophoretic deposition of particles in laminar and turbulent tube flows." *Aerosol Science and Technology* 38, no. 2 (2004): 131-139. <https://doi.org/10.1080/02786820490251358>
- [31] Goldsmith, P., and F. G. May. "Diffusiophoresis and thermophoresis in water vapour systems." *Aerosol science* (1966): 163-194.
- [32] Goren, Simon L. "Thermophoresis of aerosol particles in the laminar boundary layer on a flat plate." *Journal of Colloid and Interface Science* 61, no. 1 (1977): 77-85. [https://doi.org/10.1016/0021-9797\(77\)90416-7](https://doi.org/10.1016/0021-9797(77)90416-7)
- [33] G. W. Sutton and A. Sherman, "Engineering magnetohydrodynamics," McGraw-Hill, New York. USA, 1965.
- [34] Abo-Eldahab, Emad M., and Mohamed A. El Aziz. "Hall and ion-slip effects on MHD free convective heat generating flow past a semi-infinite vertical flat plate." *Physica Scripta* 61, no. 3 (2000): 344. <https://doi.org/10.1238/Physica.Regular.061a00344>
- [35] Buongiorno, Jacopo. "Convective transport in nanofluids." (2006): 240-250. <https://doi.org/10.1115/1.2150834>
- [36] Chamkha, Ali J., and Abdul-Rahim A. Khaled. "Similarity solutions for hydromagnetic simultaneous heat and mass transfer by natural convection from an inclined plate with internal heat generation or absorption." *Heat and Mass Transfer* 37, no. 2-3 (2001): 117-123. <https://doi.org/10.1007/s002310000131>
- [37] Abo-Eldahab, Emad M., and Mohamed A. El Aziz. "Blowing/suction effect on hydromagnetic heat transfer by mixed convection from an inclined continuously stretching surface with internal heat

generation/absorption." *International Journal of Thermal Sciences* 43, no. 7 (2004): 709-719.
<https://doi.org/10.1016/j.jthermalsci.2004.01.005>