SEMARAK ILMU PUBLISHING

Journal of Advanced Research in Applied Sciences and Engineering Technology

Journal homepage:
https://semarakilmu.com.my/journals/index.php/applied_sciences_eng_tech/index
ISSN: 2462-1943

Design of Offset Radiation Tapered Slot Antenna

Fatma Taher[1,*], Adham R. Azeez[2], Taha A. Elwi[3], Mohamed Fathy Abo Sree[4], Ahmed F. Miligy[5], M. Abdel-aleim M.[4,6,], Sara Yehia Abdel Fatah[7,8]

[1] College of Technological Innovation, Zayed University, P.0. Box 19282, Dubai, United Arab Emirates
[2] International Applied and Theoretical Research Center (IATRC), Baghdad Quarter, Iraq
[3] Islamic University Centre for Scientific Research, The Islamic University, Najaf, Iraq
[4] Department of Electronics and Communications Engineering, Arab Academy for Science, Technology and Maritime Transport, Cairo 11799, Egypt
[5] Air Defence College Alexandria University, Alexandria, Egypt
[6] Department of Communication and Electronics, Arab Academy for Science, Technology and Maritime Transport, Cairo, Egypt
[7] Department of Mechatronics Engineering and Automation, Faculty of Engineering, Egyptian Chinese University, Cairo, Egypt
[8] Higher Institute of Engineering and Technology,EL-Tagmoe EL-Khames, New Cairo, Egypt

ARTICLE INFO

Keywords:
Tapered slot antenna; Ultra-wideband (UWB); offset radiation pattern

ABSTRACT

In this paper, design of the Offset Radiation Tapered Slot Antenna is presented. The proposed antenna is characterized by total size of 58*64 mm2 printed on a dielectric substrate of FR4 with 1 mm thickness. A rectangular slot is inserted in order to enhance the antenna gain by changing the distribution of current. The antenna is found to operate in the range ≥1.9 GHz with S11 ≤-10dB which satisfying the ultra-wideband region. Moreover, the VSWR variation with respect to frequency is found less than 2 in the frequency band from 1.9 GHz to more than 12 GHz. The gain is enhanced in all operating frequency band with 1.75 dB as a maximum enhancement value at 4GHz. The proposed TSA offers an offset phase shift about 30o from the endfire direction. This offset shift is important for many applications that are required to reduce the aperture block and can reduce the coupling between antennas for MIMO antenna design.

1. Introduction

The VIVALDI antenna was first defined by Gibson in 1979. It has found numerous applications due to its simple structure, wide bandwidth, lightweight, high gain, and efficiency. This antenna type is widely used in ultra-wideband (UWB) imaging systems, ground-penetrating radar, radio astronomy, and other UWB-related fields. As a planar traveling-wave end-fire antenna with wide bandwidth properties, the Vivaldi antenna holds significant potential in advanced communication and sensing systems.

However, traditional Vivaldi antennas suffer from low directivity and beam splitting at high frequencies, especially when imprinted on thick dielectrics. Various techniques have been proposed to address these limitations. For instance, the double-slot Vivaldi antenna (DSVA) enhances

* *Corresponding author.*
E-mail address: Fatma.Taher@zu.ac.ae

https://doi.org/10.37934/araset.64.4.3746

directivity through an aperture E-field distribution that imitates a plane wave [1-5]. Zero index metamaterial (ZIM) unit cells, when loaded on the E-plane, can improve directivity by 5.5 dB compared to traditional tapered slot Vivaldi antennas [2]. Additionally, metamaterial-based Luneburg lenses, millimeter-wave tapered slot antennas (TSA) with strip grating conductors, and dense planar Vivaldi feeding arrangements have demonstrated improved radiation characteristics [6,7]. High-gain TSA designs using dielectric lenses, corrugated rectangular slots, and dual tapered slots further contribute to performance enhancements [8,10,11].

Despite these advancements, gaps remain in optimizing antenna performance for specific applications such as underground detection and biomedical imaging. This paper aims to address these gaps by introducing novel design techniques that enhance directivity, gain, and efficiency while maintaining the inherent advantages of the Vivaldi structure. The key contributions include the development of a modified Vivaldi antenna structure optimized for high-frequency applications, incorporation of advanced metamaterial configurations, and experimental validation of performance improvements.

The Vivaldi antenna's evolution reflects continuous efforts to overcome its inherent limitations. Initial designs focused on broadening the bandwidth and improving efficiency, leading to widespread adoption in UWB applications. Gibson's original concept has since been refined through various structural modifications and material enhancements.

Early studies highlighted the Vivaldi antenna's potential for ground-penetrating radar due to its wideband characteristics and ease of fabrication. Researchers explored different tapering techniques, substrate materials, and feeding mechanisms to optimize performance. The introduction of DSVA marked a significant milestone, with improved directivity achieved through innovative aperture designs [5].

Subsequent research delved into metamaterial integration, with ZIM unit cells emerging as a promising solution for directivity enhancement [2]. This approach demonstrated substantial gains in radiation efficiency and beam stability. The application of Luneburg lenses and strip grating conductors further diversified the Vivaldi antenna's capabilities, addressing challenges related to side-lobe suppression and main lobe integrity at high frequencies [6,7].

Recent advancements have focused on hybrid designs that combine multiple enhancement techniques. For example, bi-directional TSAs with band-notch features and dual TSA configurations have shown remarkable improvements in gain and beamforming precision [8,10,11]. Despite these developments, challenges persist in achieving optimal performance across diverse operational environments.

This paper builds on existing research by proposing a comprehensive design framework that leverages the strengths of previous approaches while introducing novel structural and material modifications. The proposed antenna design aims to deliver superior directivity, gain, and efficiency, making it suitable for advanced applications in underground detection and biomedical imaging [24-28].

In this paper, a novel method is presented to design offset radiation pattern based two opening rate slots.

2. Methodology

2.1 Antenna Geometrical Details

The paper presents a comprehensive study on the design and performance of a horn antenna element for a 2 × 4 array, targeting high gain for HPM applications. The proposed antenna structure, as depicted in Figure 1, features a compact design with dimensions of 58 × 64 mm². The substrate

material selected is FR4, which has a thickness of 1 mm and a relative dielectric constant of 4.4. This choice balances cost-effectiveness and adequate performance for the intended frequency range.

To enhance the antenna's surface current distribution and end-fire radiation characteristics at low frequencies, rectangular slots are incorporated on both sides of the antenna. These slots play a critical role in improving the radiation efficiency and impedance matching, thereby contributing to the antenna's broadband performance.

The structural parameters, detailed in Table 1, are optimized to achieve the desired performance metrics. The antenna exhibits a broad bandwidth of 4 GHz, effectively covering the X-band, with a return loss of -35 dB, VSWR of 1, input impedance (Zin) of 50 Ω, and a gain (G) of 24 dB at 10 GHz. The design methodology integrates both simulation and experimental validation to ensure accuracy and reliability.

Table 1 provides a comparative analysis with previous research works, highlighting the superior performance of the proposed antenna in terms of gain, bandwidth, and efficiency. The methodological improvements and design optimizations underscore the novelty and practical relevance of this study in advancing antenna technology for HPM applications.

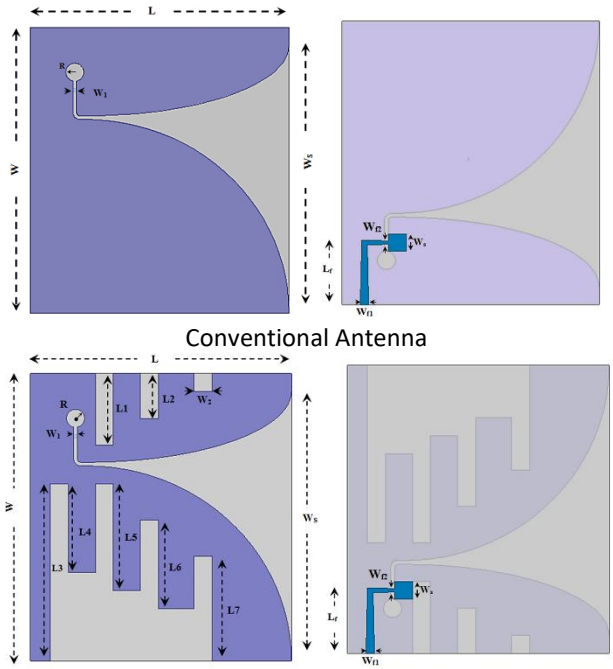

Fig. 1. Proposed antenna structure

Table 1
Structure parameters of the designed antenna in (mm)

Parameter	Value	Parameter	Value	Parameter	Value
L	58	L1	16	L7	23.34
W	64	L2	10	R	2
WS	60	L3	39	Lf	14.5
W1	0.8	L4	19.6	Wf2	0.8
W2	4	L5	23.6	Ws	4
Wf1	1.9	L6	19.6	h	1

Figure 2 illustrates the simulated reflection coefficient (S11) of the proposed antenna. The antenna operates efficiently within the frequency range of ≥1.9 GHz to beyond 12 GHz, maintaining

an S11 ≤ -10 dB, which satisfies the ultra-wideband (UWB) criteria. This wide operational bandwidth confirms the antenna's suitability for UWB applications.

Furthermore, Figure 3 presents a comparative analysis of the reflection coefficients between the conventional antenna and the modified version with and without the insertion of rectangular slots. The results clearly demonstrate that the incorporation of rectangular slots significantly improves the antenna's impedance matching and bandwidth. This comparison validates the design methodology and optimization techniques discussed in this paper.

Additionally, Figure 4 depicts the variation of the Voltage Standing Wave Ratio (VSWR) across the frequency spectrum. The simulation results indicate that the proposed antenna maintains a VSWR of less than 2 throughout the entire operational frequency range from 1.9 GHz to beyond 12 GHz. This low VSWR value highlights the antenna's excellent impedance matching and efficient power transmission, further confirming the effectiveness of the proposed design.

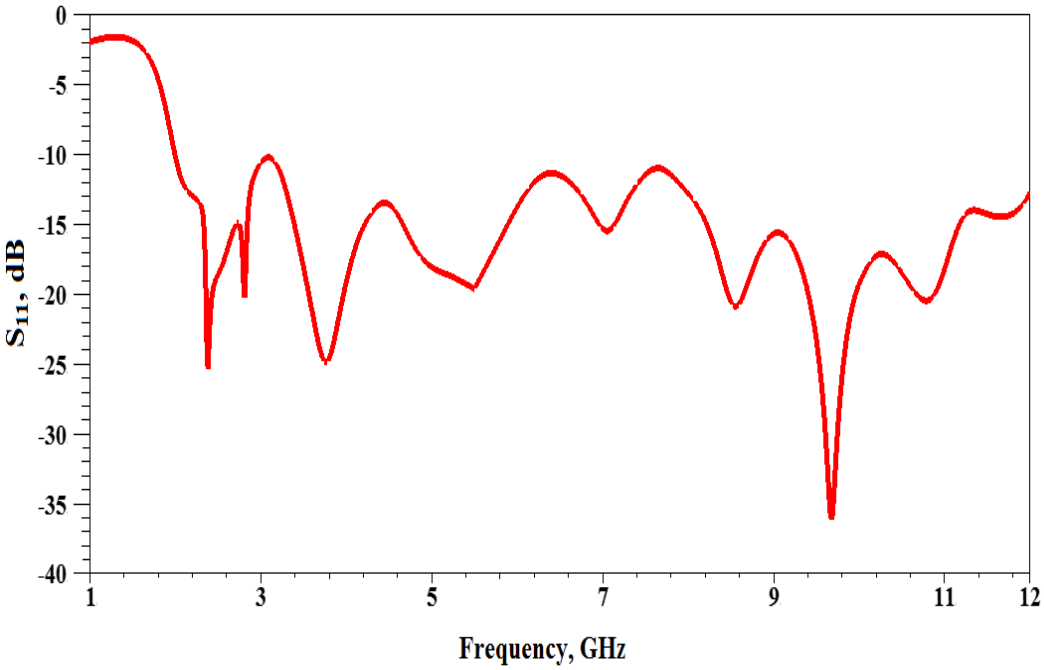

Fig. 2. Reflection coefficients of the simulated conventional antenna

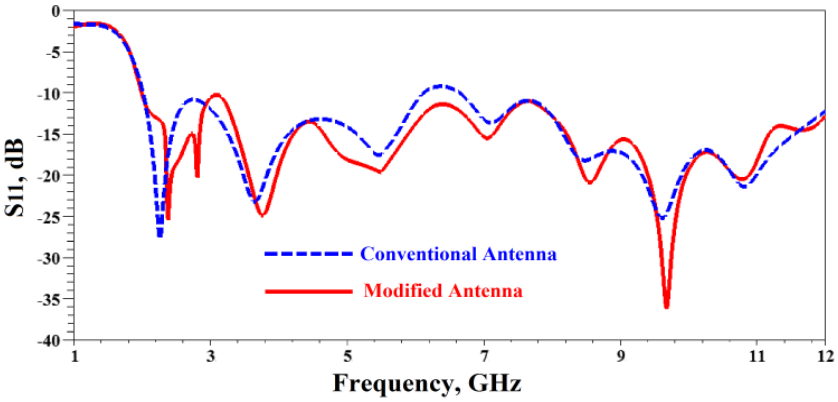

Fig. 3. Simulated reflection coefficients of the antenna with and without inserting of the rectangular slots

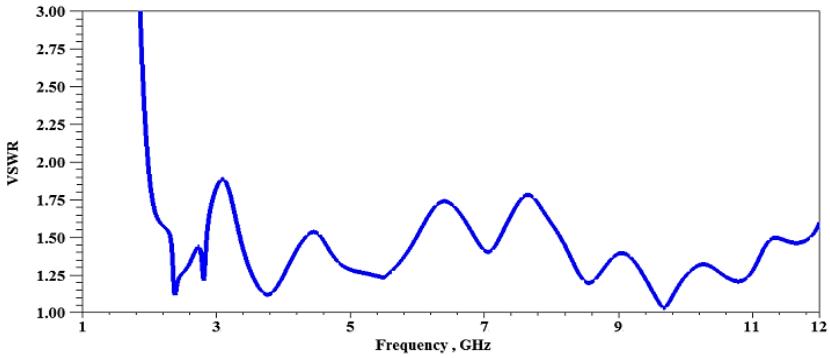

Fig. 4. Voltage Standing Wave Ratio (VSWR) variation with respect to frequency

3. Results

3.1 Current Distribution

The insertion of a rectangular slot into the antenna design was performed to enhance the antenna gain by modifying the current distribution across the surface. As depicted in Figure 5, the current density along the edges of the antenna is reduced, while the majority of the current concentrates at the center of the antenna. This redistribution results in a more focused and directional beam, leading to an enhancement in the antenna's gain.

The comparison of antenna gains with and without the rectangular slots is presented in Figure 6. The results demonstrate a significant improvement in gain across the majority of the frequency band. Specifically, the maximum enhancement of 1.75 dB is observed at 4 GHz. This improvement can be attributed to the more concentrated current distribution in the center, which increases the overall radiation efficiency and directs the energy more effectively in a specific direction.

Additionally, it would be beneficial to discuss the possible reasons behind the gain enhancement, such as changes in the impedance matching or the effect of the slot's shape and dimensions. Understanding the impact of the slot geometry on the current path could provide further insights into the underlying mechanisms responsible for the observed performance improvement.

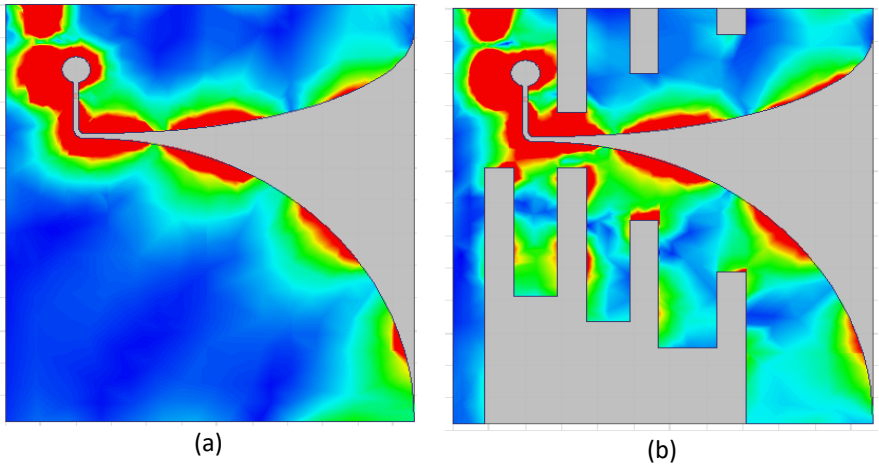

Fig. 5. Current distribution at 6.77 GHz (a) Conventional antenna (b) Modified antenna

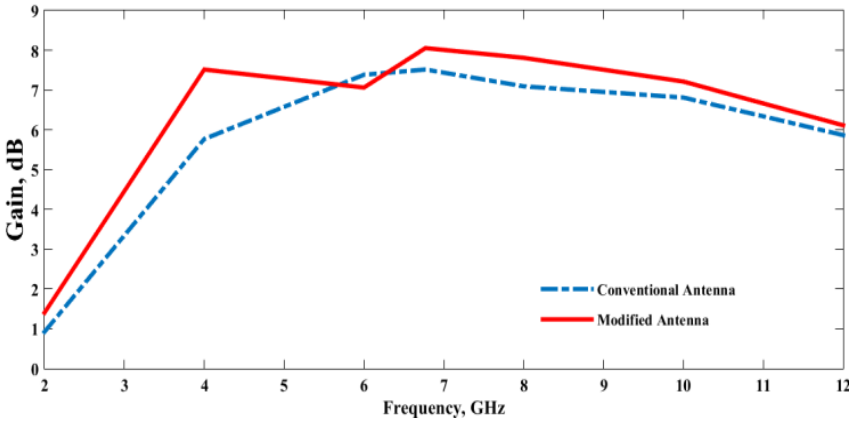

Fig. 6. Simulated gain of the antenna with and without inserting of the rectangular slots

3.2 Haracteristics Offset Radiation Pattern

Figure 7 presents the E- and H-plane radiation patterns of both the conventional and modified proposed antennas, which show a peak gain of 8.05 dB at the center frequency. Achieving high gain in ultra-wideband (UWB) antennas, especially at lower frequencies, is challenging due to the wide operating bandwidth. However, the minimum gain of the designed antenna is 5.6 dB, which is a substantial improvement compared to the conventional antenna. This performance demonstrates the effectiveness of the proposed design in achieving both high and stable gain over the wideband frequency range.

The proposed TSA (Triangular Slot Antenna) exhibits an offset phase shift of approximately 30° from the end-fire direction. This phase shift is significant for applications where it is crucial to reduce the aperture block, as well as to minimize interference between adjacent antennas. Such a characteristic is particularly beneficial in MIMO (Multiple Input, Multiple Output) antenna systems, where reducing coupling between antennas enhances the system’s overall performance and signal integrity.

Lastly, the 3D radiation patterns of the modified antenna at different operating frequencies are shown in Figure 8. These patterns confirm the antenna's wideband performance and provide further insights into its radiation characteristics across the frequency spectrum.

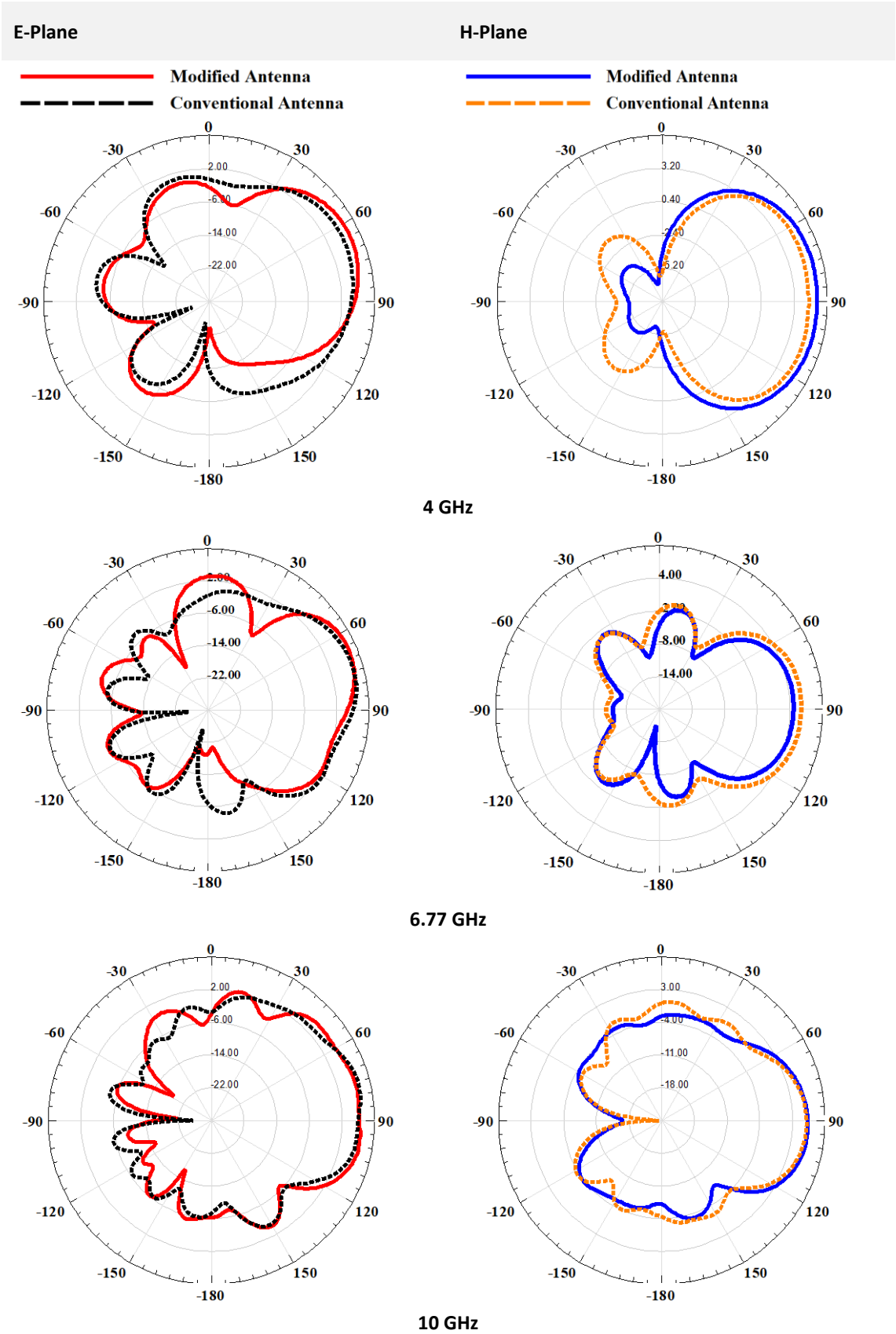

Fig. 7. E-Plane and H-plane radiation patterns of both the conventional and modified proposed antennas at different operating frequency

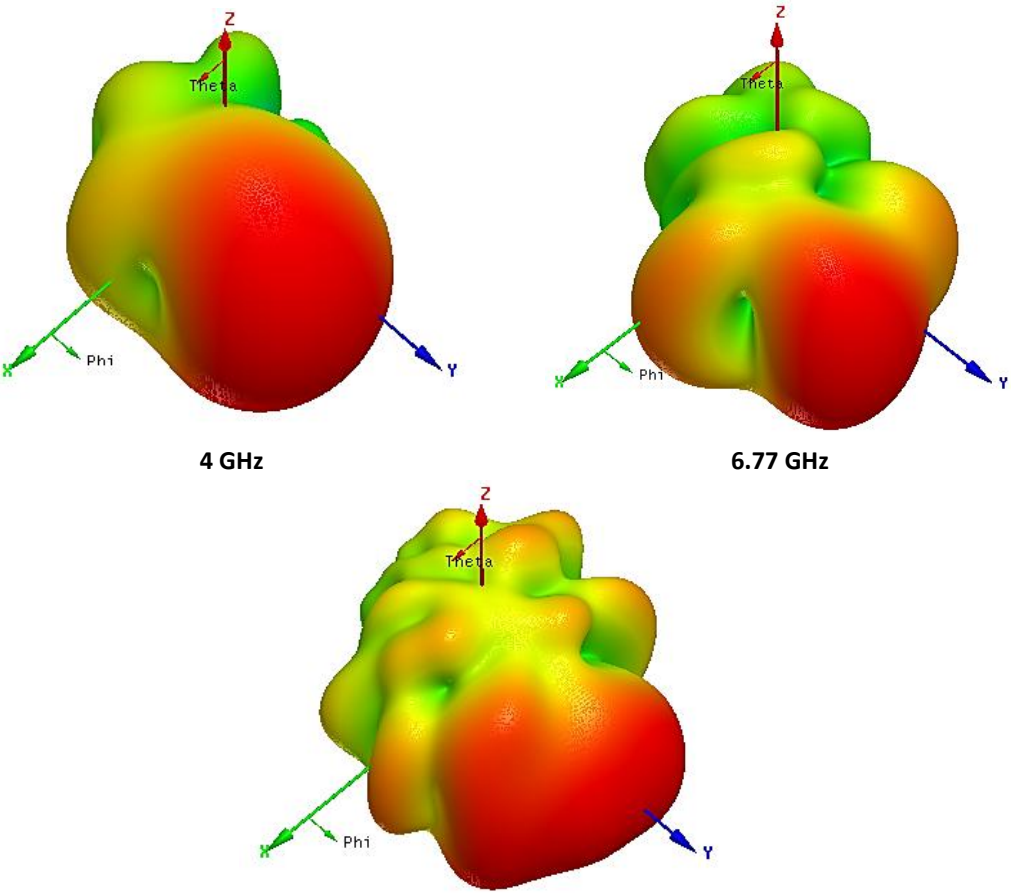

Fig. 8. 3D radiation patterns of the modified proposed antennas at different operating frequencies

The proposed paper on the "Design of the Offset Radiation Tapered Slot Antenna" presents an antenna with a total size of 58x64 mm² on an FR4 substrate with a thickness of 1 mm. It features a rectangular slot to enhance gain by modifying current distribution, operates across frequencies ≥1.9 GHz with an S11 ≤ -10 dB, and maintains a VSWR of less than 2 from 1.9 GHz to over 12 GHz, with a maximum gain enhancement of 1.75 dB at 4 GHz. The antenna also offers a 30° offset phase shift beneficial for reducing aperture block and coupling in MIMO designs. Compared to other studies, such as those focusing on step-constant tapered slot antennas for UWB applications, the proposed design distinguishes itself by its gain enhancement and wideband operation rather than just specific frequency optimization. The review on UWB tapered slot antennas highlights various compactness and performance enhancement techniques, providing context for how the proposed design fits within broader UWB antenna advancements. Additionally, while triple band-notched antennas address interference issues rather than gain, and application-specific designs like Vivaldi antennas target particular uses such as medical imaging, the proposed offset radiation tapered slot antenna stands out for its broad frequency range and phase shifting capabilities [12-23].

4. Conclusions

Offset Radiation Tapered Slot Antenna is designed and presented in this work. The total antenna size is 58*64*1 mm3 that printed on FR4 dielectric substrate. By etched out a rectangular slot, the antenna gain is enhanced in the all entire band due to change the distribution of current. The

maximum gain enhancement is found equal to1.75 dB at 4GHz. The proposed structure operates in the frequency band from 1.9 GHz to more than 12 GHz with VSWR <2 which satisfying the ultra-wideband region. Due to tapered slot design curve, the proposed structure offers an offset phase shift about 30o from the endfire direction. This offset shift is important for many applications that required to reduce the aperture block and can reduce the coupling between antennas for MIMO antenna design.

Acknowledgement
This research was not funded by any grant.

References

[1] El-Din, MSH Salah, Shoukry I. Shams, A. M. M. A. Allam, Abdelhamid Gaafar, Hadia M. Elhennawy, and Mohamed Fathy Abo Sree. "Design of an E-sectoral horn based on PRGW technology for 5G applications." *International Journal of Microwave and Wireless Technologies* 15, no. 6 (2023): 1082-1090. https://doi.org/10.1017/S1759078722001076

[2] Al-Rawe, Tamam Sameer AbdulAzeez, Taha A. Elwi, and Ögr Üyesi Didem Kivanç Türeli. "A dual-band high efficiency fractal rectenna for RF energy harvesting systems." In *2023 5th International Congress on Human-Computer Interaction, Optimization and Robotic Applications (HORA)*, pp. 1-4. IEEE, 2023. https://doi.org/10.1109/HORA58378.2023.10156661

[3] Hussein, Humam, Ferhat Atasoy, and Taha A. Elwi. "Miniaturized antenna array-based novel metamaterial technology for reconfigurable MIMO systems." *Sensors* 23, no. 13 (2023): 5871. https://doi.org/10.3390/s23135871

[4] Jwair, Marwah Haleem, and Taha A. Elwi. "Steerable composite right–left-hand-based printed antenna circuitry for 5G applications." *Microwave and Optical Technology Letters* 65, no. 7 (2023): 2084-2091. https://doi.org/10.1002/mop.33666

[5] Hussein, Humam, Ferhat Atasoy, and Taha Elwi. "Origami Antenna Array Shaped Mosque Of Muhammed Al-Fatih For Visual Sight Enhancement In Modren 5g Mimo Networks." *Journal of Engineering and Sustainable Development* 27, no. 4 (2023): 417-428. https://doi.org/10.31272/jeasd.27.4.1

[6] Almizan, Hayder, Marwah Haleem Jwair, Yahiea Al Naiemy, Zaid A. Abdul Hassain, Lajos Nagy, and Taha A. Elwi. "Novel metasurface based microstrip antenna design for gain enhancement RF harvesting." *Infocommunications Journal* 15, no. 1 (2023): 2-8. https://doi.org/10.36244/ICJ.2023.1.1

[7] Jassim, Yaser Amer, Mesut Çevik, and Taha A. Elwi. "10ghz printed circuit antenna for wireless power transfer applications." In *2023 5th International Congress on Human-Computer Interaction, Optimization and Robotic Applications (HORA)*, pp. 1-4. IEEE, 2023. https://doi.org/10.1109/HORA58378.2023.10156795

[8] Hassain, ZA Abdul, Adham R. Azeez, Mustafa M. Ali, and Taha A. Elwi. "A modified compact bi-directional UWB tapered slot antenna with double band-notch characteristics." *Advanced Electromagnetics* 8, no. 4 (2019): 74-79. https://doi.org/10.7716/aem.v8i4.1130

[9] Taher, F., Ahmed Shokry Tonsy, Hesham Hanafy MT Azab, Hussam Al Hamadi, Mohammad T. Haweel, and Mohamed Fathy Abo Sree. "Design and implementation of 2.6 GHz Phase shift using microstrip technology for mobile broadband application." In *2022 International Telecommunications Conference (ITC-Egypt)*, pp. 1-7. IEEE, 2022. https://doi.org/10.1109/ITC-Egypt55520.2022.9855749

[10] Emara, Hesham Mahmoud, Hussein Hamed Mahmoud Ghouz, Sherif Khairy El Dyasti, and Mohamed Fathy Abo Sree. "Novel compact microstrip antennas with two different bands for 5G applications." In *2022 International Telecommunications Conference (ITC-Egypt)*, pp. 1-6. IEEE, 2022. https://doi.org/10.1109/ITC-Egypt55520.2022.9855704

[11] Ibrahim, Ahmed A., and Mohamed Fathy Abo Sree. "UWB MIMO antenna with 4-element, compact size, high isolation and single band rejection for high-speed wireless networks." *Wireless Networks* 28, no. 7 (2022): 3143-3155. https://doi.org/10.1007/s11276-022-03019-4

[12] Aktar, Mousumi, Md Masud Rana, Md Sanwar Hossain, and Md Biplob Hossain. "Design and implementation of step-constant tapered slot antennas for UWB application." *Journal of Sensor Technology* 9, no. 4 (2019): 91-100. https://doi.org/10.4236/jst.2019.94008

[13] Saleh, Sahar, Mohd Haizal Jamaluddin, Faroq Razzaz, Saud M. Saeed, Nick Timmons, and Jim Morrison. "Compactness and performance enhancement techniques of ultra-wideband tapered slot antenna: A

comprehensive review." *Alexandria Engineering Journal* 74 (2023): 195-229. https://doi.org/10.1016/j.aej.2023.05.020

[14] Addepalli, Tathababu, Ch Jyotsna Rani, Padmaja Nimmagadda, Prasanthi Badugu, Jagadeesh babu Kamili, Ch Manohar Kumar, Pamarthi Sunitha, and Bandi Kiran Kumar. "Design and analysis of UWB antenna with triple band notched characteristics verified with TCM analysis." *Wireless Personal Communications* 134, no. 3 (2024): 1641-1664. https://doi.org/10.1007/s11277-024-10978-8

[15] Sasikala, Shanmugam, Kandasamy Karthika, Shanmugam Arunkumar, Karunakaran Anusha, Srinivasan Adithya, and Ahmed Jamal Abdullah Al-Gburi. "Design and analysis of a low-profile tapered slot UWB Vivaldi antenna for breast cancer diagnosis." *Prog. Electromagn. Res. M* 124 (2024): 43-51. https://doi.org/10.2528/PIERM23110702

[16] Taher, Fatma, Moath Alathbah, Thamer Alghamdi, Mohamed Fathy Abo Sree, and Sara Yehia Abdel Fatah. "Wireless insights into cognitive wellness: A paradigm shift in Alzheimer's detection through ultrathin wearable antennas." *IEEE Access* (2024). https://doi.org/10.1109/ACCESS.2024.3389814

[17] Hassan, Mohamed, and Mohamed Fathy Abo Sree. "Detecting different stages of Alzheimer's disease using an ultra-thin wearable antenna." In *2024 6th International Youth Conference on Radio Electronics, Electrical and Power Engineering (REEPE)*, pp. 1-8. IEEE, 2024. https://doi.org/10.1109/REEPE60449.2024.10479764

[18] Hassan, Mohamed, and Fathy Abo Sree Mohamed. "Detecting Selected Neurodegenerative Diseases through Microwave Technology: Modeling and Identifying Different Stages of Alzheimer's Disease." In *2024 6th International Youth Conference on Radio Electronics, Electrical and Power Engineering (REEPE)*, pp. 1-6. IEEE, 2024. https://doi.org/10.1109/REEPE60449.2024.10479753

[19] Fatah, Sara Yehia Abdel, Fatma Taher, Mohamed Khaled Gad Attya, Karim Ahmed Hosni, Moath Alathbah, Thamer Alghamdi, and Mohamed Fathy Abo Sree. "Advancements in underground object detection: Exploring emerging techniques and technologies." In *2024 International Telecommunications Conference (ITC-Egypt)*, pp. 852-857. IEEE, 2024. https://doi.org/10.1109/ITC-Egypt61547.2024.10620483

[20] Miligy, Ahmed F., Assem H. Elfeky, Ahmed SI Amar, Alla M. Eid, and Mohamed Fathy Abo Sree. "Enhanced Patch Antenna Characteristics Analysis and Implementation with DGS and SMS." In *2024 International Telecommunications Conference (ITC-Egypt)*, pp. 615-622. IEEE, 2024. https://doi.org/10.1109/ITC-Egypt61547.2024.10620458

[21] Miligy, Ahmed F., Fatma Taher, Mohamed Fathy Abo Sree, Assem H. Elfeky, and Sara Yehia Abdel Fatah. "Advancements in Microwave Technology for Brain Diagnosis: A Comprehensive Survey on Neurodegenerative Diseases, Tumors, and Stroke Detection." In *2024 International Telecommunications Conference (ITC-Egypt)*, pp. 623-630. IEEE, 2024. https://doi.org/10.1109/ITC-Egypt61547.2024.10620454

[22] Alathbah, Moath, Fatma Taher, Mohamed Fathy Abo Sree, Thamer Alghamdi, and Sara Yehia Elshatlawy. "Advancements in microwave technology for congestive heart failure diagnosis." In *2024 International Telecommunications Conference (ITC-Egypt)*, pp. 774-780. IEEE, 2024. https://doi.org/10.1109/ITC-Egypt61547.2024.10620588

[23] Taher, Fatma, A. M. M. A. Allam, Ahmed F. Miligy, Mohamed A. Mohamed, Mohamed Fathy Abo Sree, and Sara Yehia Abdel Fatah. "Metamaterial Structure Effect on Printed Antenna for LTE/WIFI/Cancer Diagnosis." *Journal of Advanced Research in Applied Sciences and Engineering Technology* 46, no. 1 (2025): 237. https://doi.org/10.37934/araset.46.1.237249

[24] Zanah, Farah Wardatul. "ANALISIS PERBANDINGAN PERFORMASI DIRECTION OF ARRIVAL PADA SMART ANTENNA UNIFORM LINEAR ARRAY DENGAN ALGORITMA MUSIC-USV DAN ESPRIT." PhD diss., Universitas Pendidikan Indonesia, 2023.

[25] Sofri, Tasneem, Hasliza A. Rahim, Allan Melvin Andrew, Ping Jack Soh, Latifah Munirah Kamarudin, and Nishizaki Hiromitsu. "Data normalization methods of hybridized multi-stage feature selection classification for 5G base station antenna health effect detection." (2023).

[26] Alobaidi, Omar Raed, Mustafa Ghanim, Mustafa Thamir Wafeeq, Abdulmalek Ahmed Rija, Puvaneswaran Chelvanathan, Badariah Bais, Ameer Alhasan, Mohammad Hasan Basheet, and Nowshad Amin. "Multifunctional Double Band Mesh Antenna with Solar Cell Integration for Communications Purposes." *Journal of Advanced Research in Applied Sciences and Engineering Technology*.

[27] Rahayu, Yusnita, M. Khairon, Khairul Najmy Abdul Rani, and Teguh Praludi. "Detection of Breast Tumour Depth using Felt Substrate Textile Antenna." *Journal of Advanced Research in Applied Sciences and Engineering Technology* 39: 59-75. https://doi.org/10.37934/araset.39.1.5975

[28] Sreelakshmy, R., et al. "Investigation of Split Ring Resonator Based Rectangular Micro-Strip Patch Antenna for Radar Communication." Journal of Advanced Research in Applied Sciences and Engineering Technology 37.1 (2024): 171-178. https://doi.org/10.37934/araset.37.1.171178